



TUSCUMBIA CITY

SCHOOL SYSTEM SNAPSHOT: 2026 EDITION*
303 N Commons Street E | Tuscumbia, AL 35674 | (256) 389-2900

Superintendent

Russ Tate

Board Members

Stephanie Smith, Marsha Ricks, Benjamin Wilson, Stephen Finch, Kimberly Thompson

\$1,463,139
Cost of One Month's
Operation/General Fund

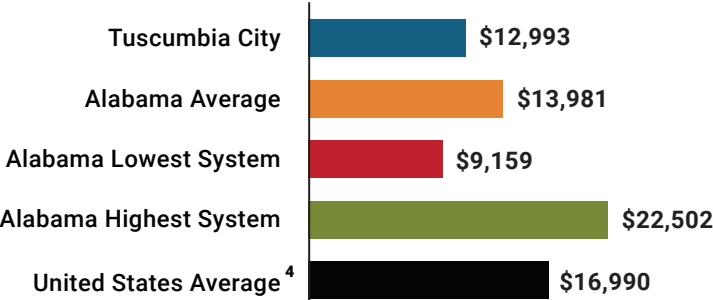
3.19
Number of Months
Reserve Balance

By the Numbers

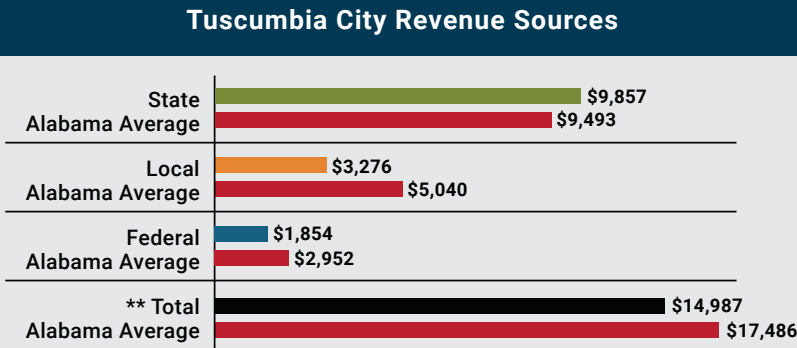
	Schools ¹	5
	Students/ADM ²	1,550
	Free & Reduced Lunch	62%
	Community Eligibility Program	61%
	Number of Route Buses ³	4
	Buses 10 yrs. old or less	100%
	Students Bused	117
	Full-Time Employees	197
	Teachers	104
	Principals/ Assistant Principals	8
	Counselors	5
	Librarians	4
	Other Certified Employees	9
	Support Personnel	67

¹ Schools with enrollment, including Alternative and Career Technical Education
² Average Daily Membership (includes virtual students)
³ Data collected in 2024 and used for FY26 funding
⁴ 2024-2025 NEA Rankings of the States

Total Per-Pupil Expenditures
(PPE)



Per-Pupil Revenue Sources



**Total Revenue Among 139 School Systems



77

STATE
RANK

92

LOCAL
RANK

111

FEDERAL
RANK

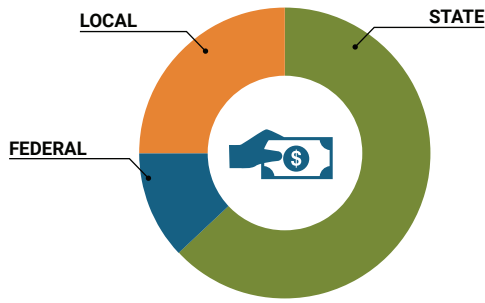
OVERALL SYSTEM RANK 125

LEAs with a substantial increase in reported ADM may show lower rankings since additional revenues reflecting those increases are not received until the following fiscal year. LEAs with a statewide virtual program may also be ranked lower overall due to state revenues received for increased ADM as compared to their local and federal revenue sources.

* THIS REPORT INCLUDES FISCAL YEAR 2024 DATA

School System Revenue

How was your school system funded?¹



\$15,277,611	STATE	63%
\$2,874,077	FEDERAL	12%
\$6,269,784	LOCAL	26%
\$731,520	Local 10-Mill Match	
\$5,538,264	AVAILABLE LOCAL REVENUE	

VALUE OF 1-MILL
For Your School System

\$73,152

School System Spending

How did your school system spend state & local dollars?¹

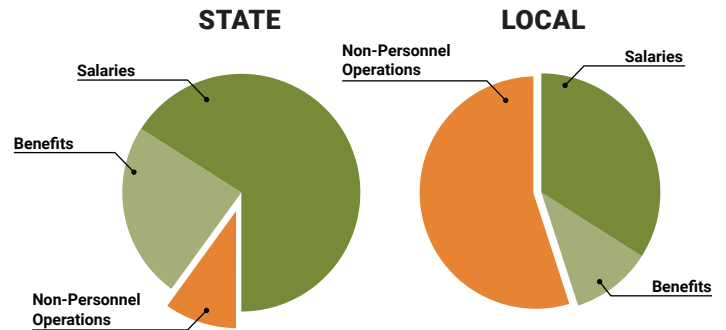
	STATE SPENDING ^{2,3}	LOCAL SPENDING ²
Salaries	\$8,978,891	\$1,435,310
Benefits	\$3,167,186	\$461,341
Non-Personnel Operations	\$1,320,639	\$2,367,621
TOTAL	\$13,466,717	\$4,264,272

¹ Revenues and expenditures may contain nominal variances due to rounding

² Does not include debt service or capital outlay

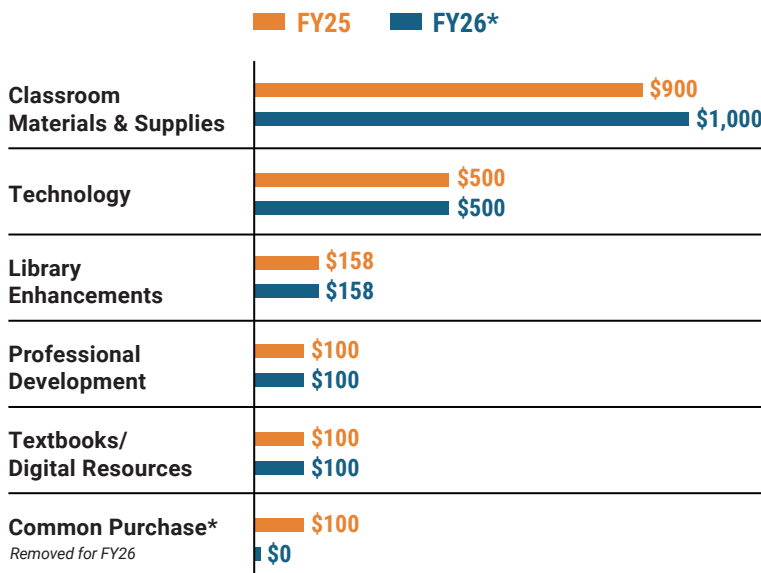
³ Includes 10-mill match

⁴ Such as utilities, operations & maintenance, etc.



**Only 10% of state funding is available
for non-personnel expenditures⁴**

Instructional Support



Educational Advancement & Technology Fund⁵

FY25	\$1,732,175
FY24	\$1,465,360
FY23	\$0
FY22	\$404,956
FY21	\$399,581

⁵ These one-time supplemental funds may be used for repairs and deferred maintenance, capital outlay, classroom instructional supplies, insurance for facilities, transportation, technology and school safety. For FY23, there was no EAT allocation for school systems.

System Debt

TOTAL DEBT⁶	DEBT PER STUDENT
\$6,697,821	\$4,321

⁶ The debt totals in system audit reports may differ due to audit adjustments.



ALABAMA
ASSOCIATION OF
SCHOOL BOARDS

Sally Smith, J.D.
Executive Director

Tracey A. Meyer
Governmental Relations Coordinator

43 South Jackson Street
Montgomery, Alabama 36104

1-800-562-0601 | AlabamaSchoolBoards.org

@AlaSchoolBoards Facebook.com/AlabamaSchoolBoards