



TUSCALOOSA CITY

SCHOOL SYSTEM SNAPSHOT: 2026 EDITION*

PO Box 38991 | Tuscaloosa, AL 35403 | (205) 759-3560

Superintendent

Dr. Mike Daria

Board Members

Eric Wilson, Marvin Lucas, Clint Mountain, Kendra Williams, Erica Grant, Erskine Simmons, Lesley Powell, Dr. Karen Thompson-Jackson



\$11,423,091

Cost of One Month's
Operation/General Fund



4.07

Number of Months
Reserve Balance

By the Numbers



Schools¹ 20



Students/ADM² 10,480



Free & Reduced Lunch 66%

Community Eligibility Program 67%



Number of Route Buses³ 116

Buses 10 yrs. old or less 100%

Students Bused 7,669



Full-Time Employees 1,559

Teachers 734

Principals/
Assistant Principals 50

Counselors 33

Librarians 20

Other Certified Employees 110

Support Personnel 612

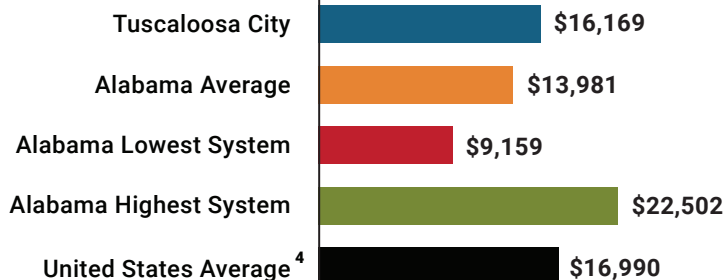
¹ Schools with enrollment, including Alternative and Career Technical Education

² Average Daily Membership (includes virtual students)

³ Data collected in 2024 and used for FY26 funding

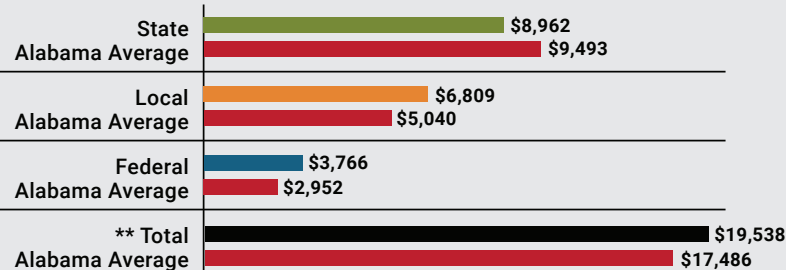
⁴ 2024-2025 NEA Rankings of the States

Total Per-Pupil Expenditures (PPE)



Per-Pupil Revenue Sources

Tuscaloosa City Revenue Sources



**Total Revenue Among 139 School Systems



121
STATE
RANK

19
LOCAL
RANK

45
FEDERAL
RANK

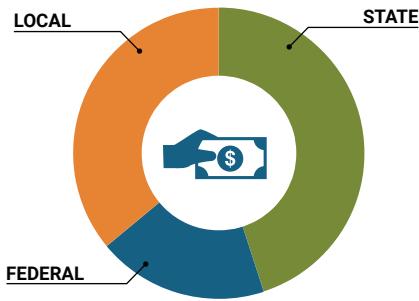
OVERALL SYSTEM RANK 29

LEAs with a substantial increase in reported ADM may show lower rankings since additional revenues reflecting those increases are not received until the following fiscal year. LEAs with a statewide virtual program may also be ranked lower overall due to state revenues received for increased ADM as compared to their local and federal revenue sources.

* THIS REPORT INCLUDES FISCAL YEAR 2024 DATA

School System Revenue

How was your school system funded?¹



\$93,927,631	STATE	45%
\$39,471,758	FEDERAL	19%
\$75,287,576	LOCAL	36%
\$16,877,970	Local 10-Mill Match	
\$58,409,606	AVAILABLE LOCAL REVENUE	

VALUE OF 1-MILL
For Your School System

\$1,687,797

School System Spending

How did your school system spend state & local dollars?¹

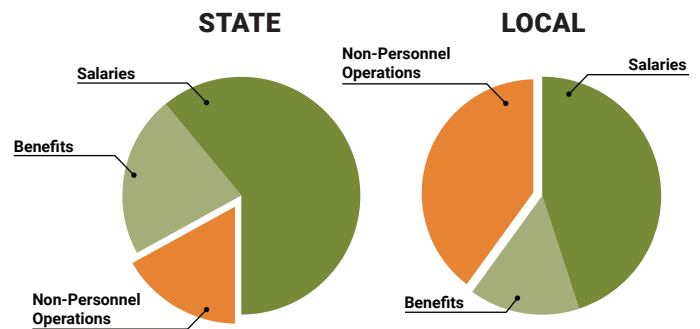
	STATE SPENDING ^{2,3}	LOCAL SPENDING ²
Salaries	\$60,188,445	\$18,298,097
Benefits	\$21,492,930	\$6,058,583
Non-Personnel Operations	\$16,847,024	\$16,612,471
TOTAL	\$98,528,399	\$40,969,150

¹ Revenues and expenditures may contain nominal variances due to rounding

² Does not include debt service or capital outlay

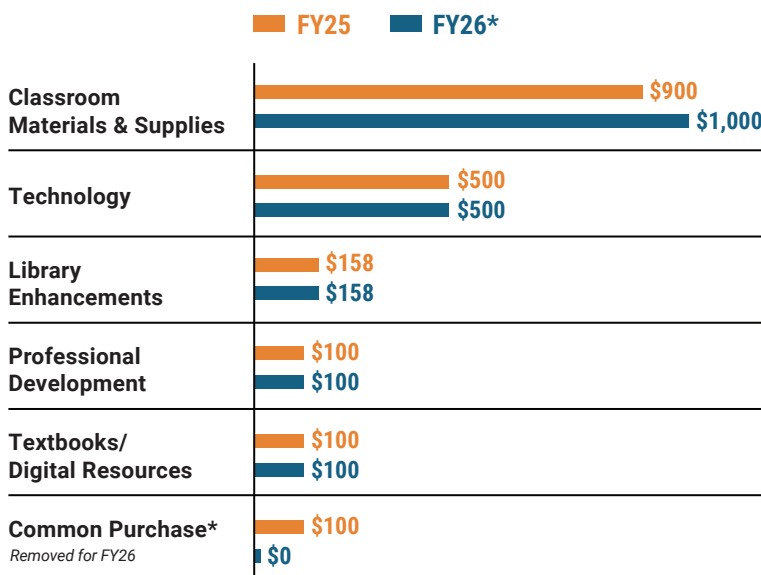
³ Includes 10-mill match

⁴ Such as utilities, operations & maintenance, etc.

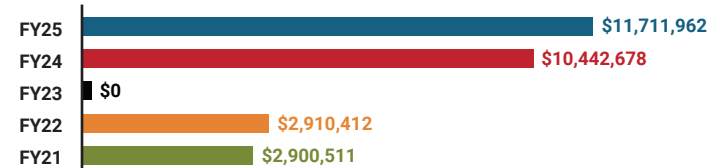


**Only 17% of state funding is available
for non-personnel expenditures⁴**

Instructional Support



Educational Advancement & Technology Fund⁵



⁵ These one-time supplemental funds may be used for repairs and deferred maintenance, capital outlay, classroom instructional supplies, insurance for facilities, transportation, technology and school safety. For FY23, there was no EAT allocation for school systems.

System Debt

TOTAL DEBT⁶	DEBT PER STUDENT
\$170,332,476	\$16,253

⁶ The debt totals in system audit reports may differ due to audit adjustments.



ALABAMA
ASSOCIATION OF
SCHOOL BOARDS

Sally Smith, J.D.
Executive Director

Tracey A. Meyer
Governmental Relations Coordinator

43 South Jackson Street
Montgomery, Alabama 36104

1-800-562-0601 | AlabamaSchoolBoards.org

@AlaSchoolBoards Facebook.com/AlabamaSchoolBoards