



TRUSSVILLE CITY

SCHOOL SYSTEM SNAPSHOT: 2026 EDITION*
476 Main Street | Trussville, AL 35173 | (205) 228-3018

Superintendent

Dr. Patrick Martin

Board Members

Dr. Stephen Ward, Sherrye Tolbert, Kimberly DeShazo, Kathy Brown, Jason Daniel

\$5,374,432
Cost of One Month's Operation/General Fund

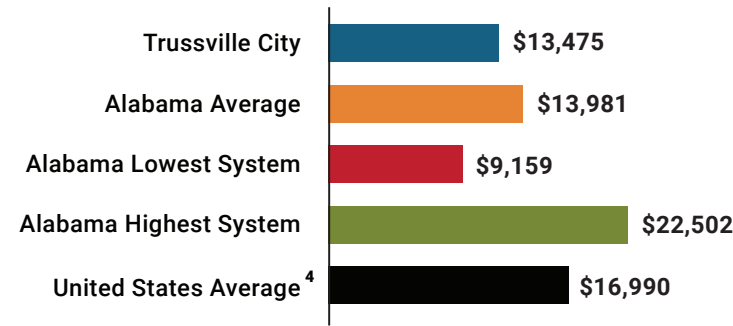
7.32
Number of Months Reserve Balance

By the Numbers

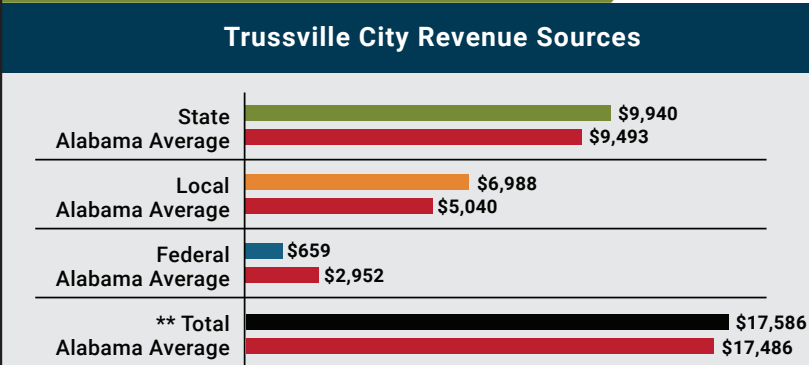
	Schools ¹	5
	Students/ADM ²	4,963
	Free & Reduced Lunch	19%
	Community Eligibility Program	18%
	Number of Route Buses ³	63
	Buses 10 yrs. old or less	60%
	Students Bused	2,361
	Full-Time Employees	598
	Teachers	317
	Principals/Assistant Principals	14
	Counselors	12
	Librarians	5
	Other Certified Employees	19
	Support Personnel	231

¹ Schools with enrollment, including Alternative and Career Technical Education
² Average Daily Membership (includes virtual students)
³ Data collected in 2024 and used for FY26 funding
⁴ 2024-2025 NEA Rankings of the States

Total Per-Pupil Expenditures (PPE)



Per-Pupil Revenue Sources



**Total Revenue Among 139 School Systems



72 STATE RANK	17 LOCAL RANK	135 FEDERAL RANK
---------------------	---------------------	------------------------

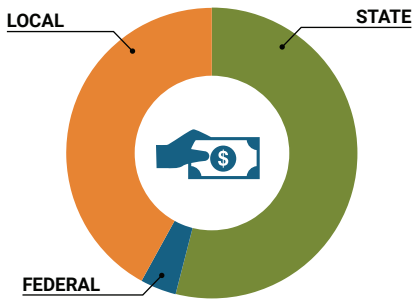
OVERALL SYSTEM RANK 64

LEAs with a substantial increase in reported ADM may show lower rankings since additional revenues reflecting those increases are not received until the following fiscal year. LEAs with a statewide virtual program may also be ranked lower overall due to state revenues received for increased ADM as compared to their local and federal revenue sources.

* THIS REPORT INCLUDES FISCAL YEAR 2024 DATA

School System Revenue

How was your school system funded?¹



\$49,332,016	STATE	54%
\$3,270,691	FEDERAL	4%
\$38,650,028	LOCAL	42%
\$4,610,550	Local 10-Mill Match	
\$34,039,478	AVAILABLE LOCAL REVENUE	

VALUE OF 1-MILL
For Your School System

\$461,055

School System Spending

How did your school system spend state & local dollars?¹

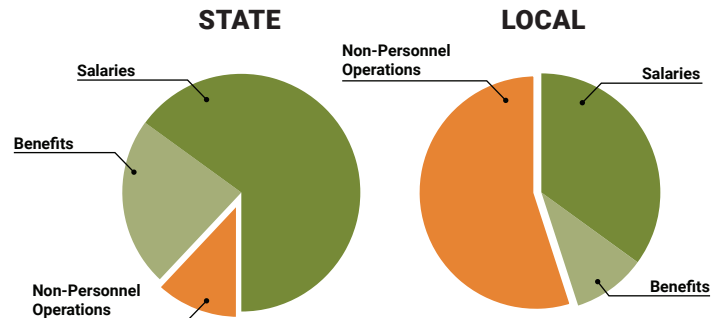
	STATE SPENDING ^{2,3}	LOCAL SPENDING ²
Salaries	\$27,541,443	\$6,983,011
Benefits	\$9,898,087	\$1,884,518
Non-Personnel Operations	\$4,805,377	\$10,835,284
TOTAL	\$42,244,906	\$19,702,813

¹ Revenues and expenditures may contain nominal variances due to rounding

² Does not include debt service or capital outlay

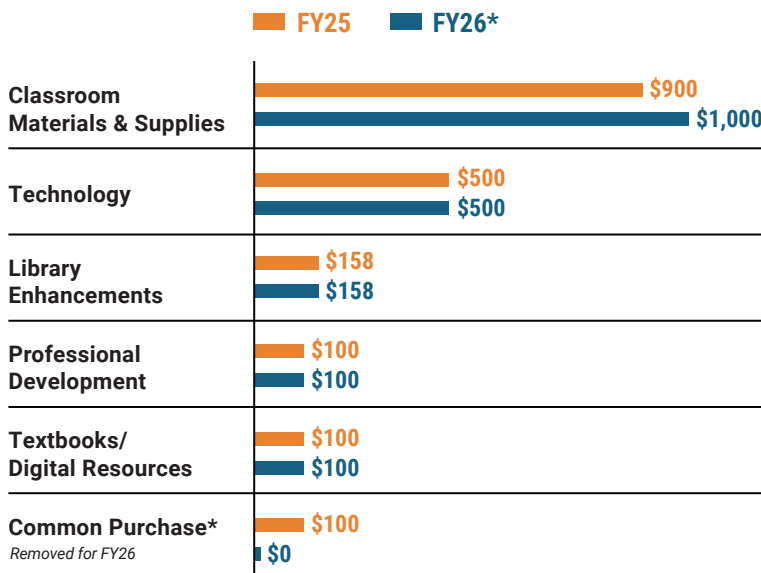
³ Includes 10-mill match

⁴ Such as utilities, operations & maintenance, etc.

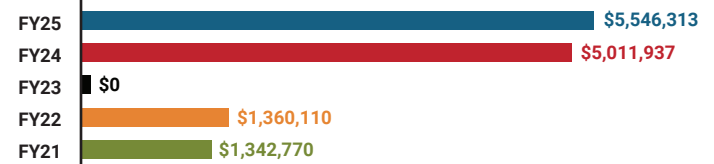


**Only 11% of state funding is available
for non-personnel expenditures⁴**

Instructional Support



Educational Advancement & Technology Fund⁵



⁵ These one-time supplemental funds may be used for repairs and deferred maintenance, capital outlay, classroom instructional supplies, insurance for facilities, transportation, technology and school safety. For FY23, there was no EAT allocation for school systems.

System Debt

TOTAL DEBT⁶	DEBT PER STUDENT
\$36,197,594	\$7,293

⁶ The debt totals in system audit reports may differ due to audit adjustments.



ALABAMA
ASSOCIATION OF
SCHOOL BOARDS

Sally Smith, J.D.
Executive Director

Tracey A. Meyer
Governmental Relations Coordinator

43 South Jackson Street
Montgomery, Alabama 36104

1-800-562-0601 | AlabamaSchoolBoards.org

@AlaSchoolBoards Facebook.com/AlabamaSchoolBoards