



SCOTTSBORO CITY

SCHOOL SYSTEM SNAPSHOT: 2026 EDITION*

305 S Scott Street | Scottsboro, AL 35768 | (256) 218-2100

Superintendent

Dr. Jennifer Williams

Board Members

Jason Williams, Cheyenne Bennett, Patrick Woosley, Dr. Gary Speers, Brian Dicus



\$2,385,393

Cost of One Month's
Operation/General Fund



4.66

Number of Months
Reserve Balance

By the Numbers



Schools¹ 5



Students/ADM² 2,332



Free & Reduced Lunch 55%

Community Eligibility Program 56%



Number of Route Buses³ 24

Buses 10 yrs. old or less 75%

Students Bused 1,018



Full-Time Employees 334

Teachers 150

Principals/
Assistant Principals 10

Counselors 6

Librarians 5

Other Certified Employees 18

Support Personnel 145

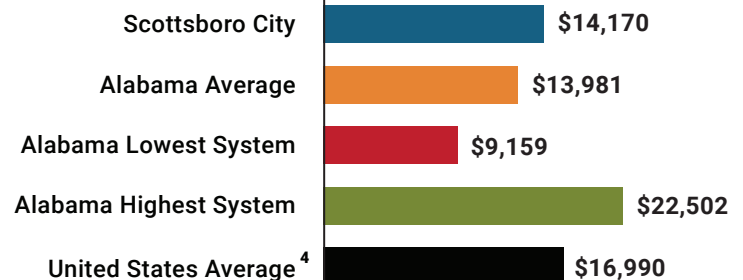
¹ Schools with enrollment, including Alternative and Career Technical Education

² Average Daily Membership (includes virtual students)

³ Data collected in 2024 and used for FY26 funding

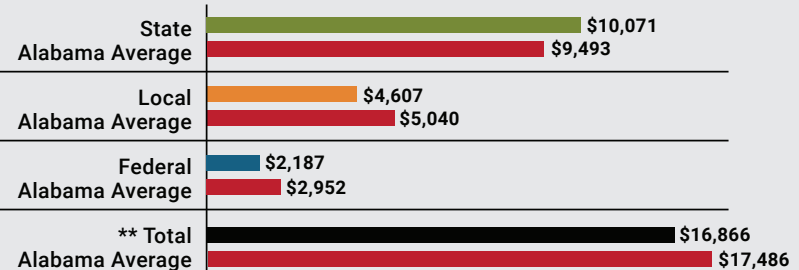
⁴ 2024-2025 NEA Rankings of the States

Total Per-Pupil Expenditures (PPE)



Per-Pupil Revenue Sources

Scottsboro City Revenue Sources



**Total Revenue Among 139 School Systems



68
STATE
RANK

48
LOCAL
RANK

97
FEDERAL
RANK

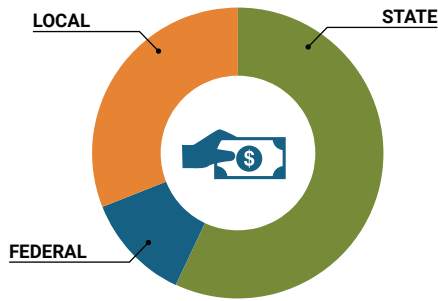
OVERALL SYSTEM RANK 84

LEAs with a substantial increase in reported ADM may show lower rankings since additional revenues reflecting those increases are not received until the following fiscal year. LEAs with a statewide virtual program may also be ranked lower overall due to state revenues received for increased ADM as compared to their local and federal revenue sources.

* THIS REPORT INCLUDES FISCAL YEAR 2024 DATA

School System Revenue

How was your school system funded?¹



\$23,481,392	STATE	57%
\$5,099,291	FEDERAL	12%
\$12,475,555	LOCAL	30%
\$2,219,420	Local 10-Mill Match	
\$10,256,135	AVAILABLE LOCAL REVENUE	

VALUE OF 1-MILL
For Your School System

\$221,942

School System Spending

How did your school system spend state & local dollars?¹

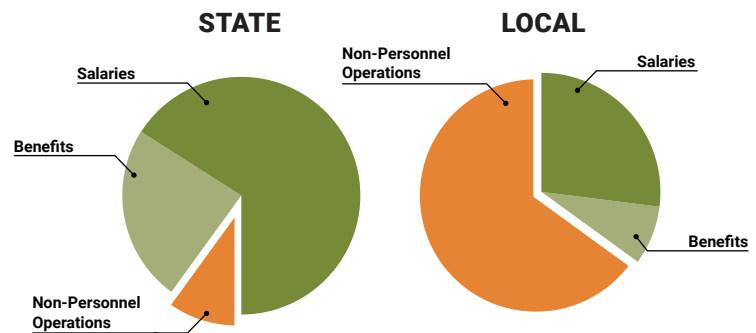
	STATE SPENDING ^{2,3}	LOCAL SPENDING ²
Salaries	\$14,697,381	\$1,857,361
Benefits	\$5,325,549	\$533,824
Non-Personnel Operations	\$2,118,230	\$4,401,663
TOTAL	\$22,141,160	\$6,792,848

¹ Revenues and expenditures may contain nominal variances due to rounding

² Does not include debt service or capital outlay

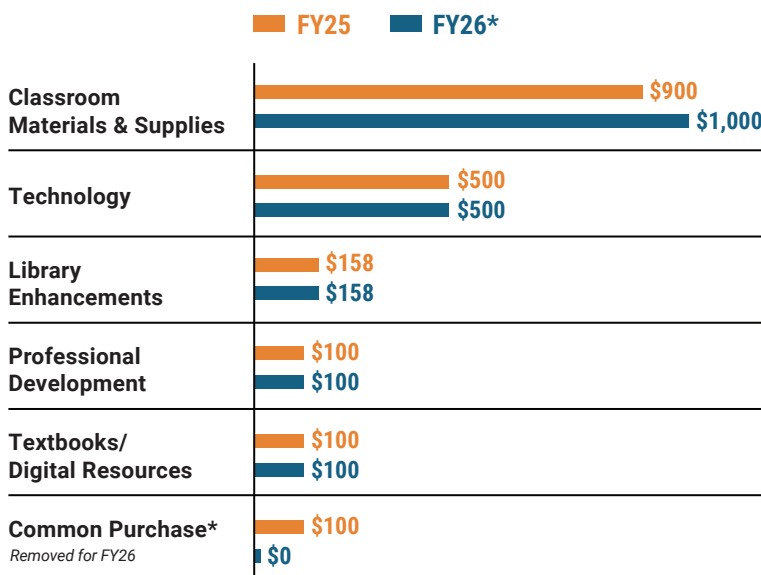
³ Includes 10-mill match

⁴ Such as utilities, operations & maintenance, etc.

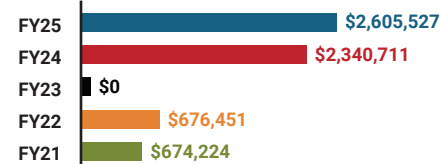


**Only 10% of state funding is available
for non-personnel expenditures⁴**

Instructional Support



Educational Advancement & Technology Fund⁵



⁵ These one-time supplemental funds may be used for repairs and deferred maintenance, capital outlay, classroom instructional supplies, insurance for facilities, transportation, technology and school safety. For FY23, there was no EAT allocation for school systems.

System Debt

TOTAL DEBT⁶	DEBT PER STUDENT
\$29,495,562	\$12,651

⁶ The debt totals in system audit reports may differ due to audit adjustments.



ALABAMA
ASSOCIATION OF
SCHOOL BOARDS

Sally Smith, J.D.
Executive Director

Tracey A. Meyer
Governmental Relations Coordinator

43 South Jackson Street
Montgomery, Alabama 36104

1-800-562-0601 | AlabamaSchoolBoards.org

@AlaSchoolBoards Facebook.com/AlabamaSchoolBoards