



SATSUMA CITY

SCHOOL SYSTEM SNAPSHOT: 2026 EDITION*

PO Box 939 | Satsuma, AL 36572 | (251) 380-8200

Superintendent

Dana Price

Board Members

Kory Wesley, Matt Dial, James Woosley, Linda Robbins, Valenda Lankford



\$1,297,675

Cost of One Month's
Operation/General Fund



3.11

Number of Months
Reserve Balance

By the Numbers



Schools¹ **2**



Students/ADM² **1,458**



Free & Reduced Lunch **51%**

Community Eligibility Program **34%**



Number of Route Buses³ **10**

Buses 10 yrs. old or less **100%**

Students Bused **586**



Full-Time Employees **173**

Teachers **90**

Principals/
Assistant Principals **5**

Counselors **3**

Librarians **2**

Other Certified Employees **5**

Support Personnel **68**

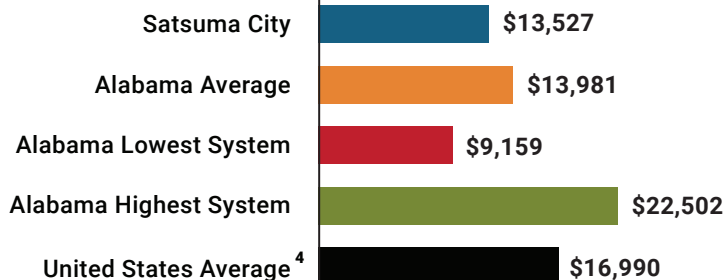
¹ Schools with enrollment, including Alternative and Career Technical Education

² Average Daily Membership (includes virtual students)

³ Data collected in 2024 and used for FY26 funding

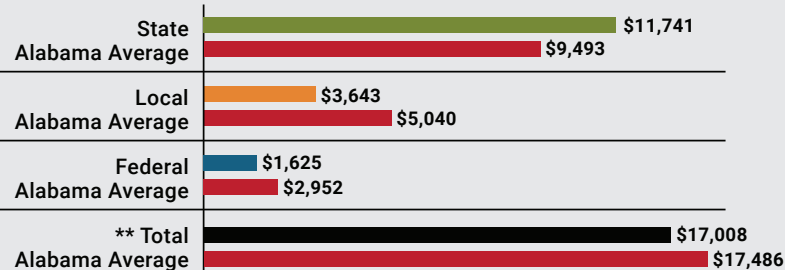
⁴ 2024-2025 NEA Rankings of the States

Total Per-Pupil Expenditures (PPE)



Per-Pupil Revenue Sources

Satsuma City Revenue Sources



**Total Revenue Among 139 School Systems



15
STATE
RANK

73
LOCAL
RANK

119
FEDERAL
RANK

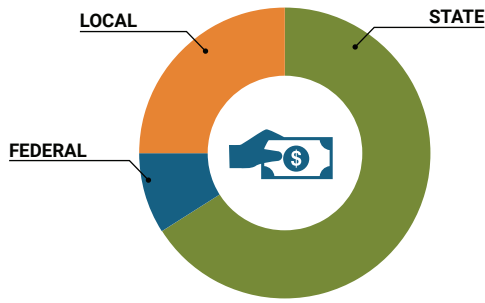
OVERALL SYSTEM RANK 80

LEAs with a substantial increase in reported ADM may show lower rankings since additional revenues reflecting those increases are not received until the following fiscal year. LEAs with a statewide virtual program may also be ranked lower overall due to state revenues received for increased ADM as compared to their local and federal revenue sources.

* THIS REPORT INCLUDES FISCAL YEAR 2024 DATA

School System Revenue

How was your school system funded?¹



\$17,118,398 STATE 66%

\$2,368,774 FEDERAL 9%

\$6,621,779 LOCAL 25%

— \$450,540

\$6,171,239 AVAILABLE LOCAL REVENUE

Local 10-Mill Match

VALUE OF 1-MILL
For Your School System

\$45,054

School System Spending

How did your school system spend state & local dollars?¹

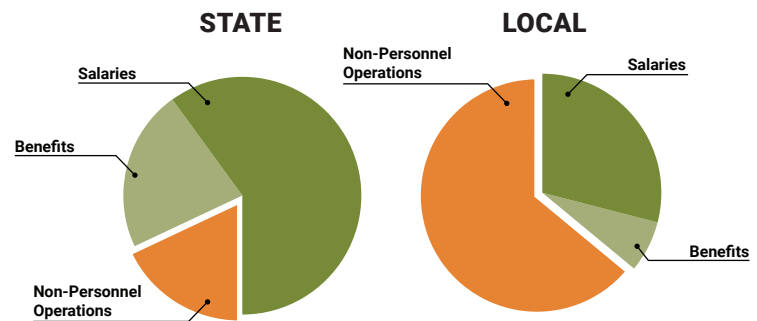
	STATE SPENDING ^{2,3}	LOCAL SPENDING ²
Salaries	\$7,617,188	\$1,301,563
Benefits	\$2,821,180	\$336,159
Non-Personnel Operations	\$2,259,641	\$2,852,123
TOTAL	\$12,698,010	\$4,489,844

¹ Revenues and expenditures may contain nominal variances due to rounding

² Does not include debt service or capital outlay

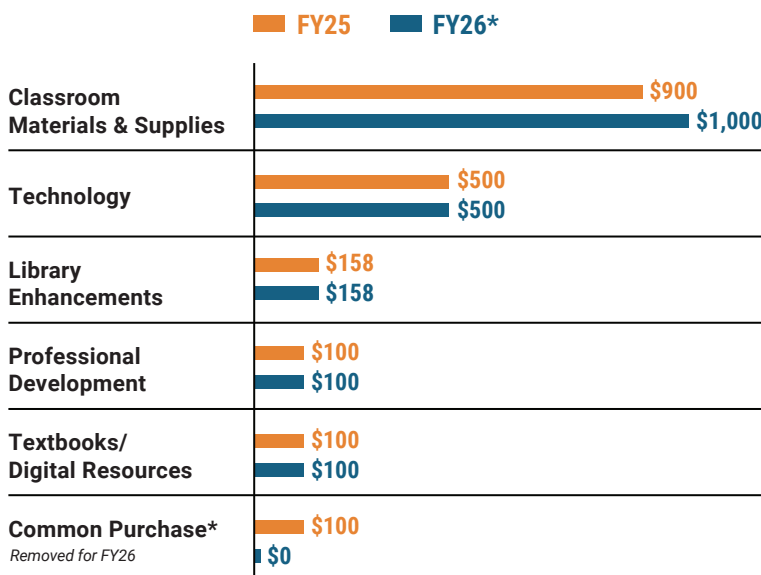
³ Includes 10-mill match

⁴ Such as utilities, operations & maintenance, etc.

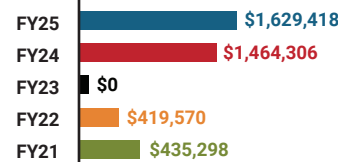


Only 18% of state funding is available
for non-personnel expenditures⁴

Instructional Support



Educational Advancement & Technology Fund⁵



⁵ These one-time supplemental funds may be used for repairs and deferred maintenance, capital outlay, classroom instructional supplies, insurance for facilities, transportation, technology and school safety. For FY23, there was no EAT allocation for school systems.

System Debt

TOTAL DEBT⁶ **DEBT PER STUDENT**
\$10,925,000 **\$7,493**

⁶ The debt totals in system audit reports may differ due to audit adjustments.



ALABAMA
ASSOCIATION OF
SCHOOL BOARDS

Sally Smith, J.D.
Executive Director

Tracey A. Meyer
Governmental Relations Coordinator

43 South Jackson Street
Montgomery, Alabama 36104

1-800-562-0601 | AlabamaSchoolBoards.org

@AlaSchoolBoards Facebook.com/AlabamaSchoolBoards