



SARALAND CITY

SCHOOL SYSTEM SNAPSHOT: 2026 EDITION\*  
4010 Lil' Spartan Drive | Saraland, AL 36571 | (251) 375-5426

Superintendent

Dr. Brent Harrison

Board Members

Jacqueline Jerkins, Dr. Lonnie Burnett, Kris Nelson, Rev. Gary Shockley, Josephine Rodgers

**\$3,005,289**  
Cost of One Month's Operation/General Fund

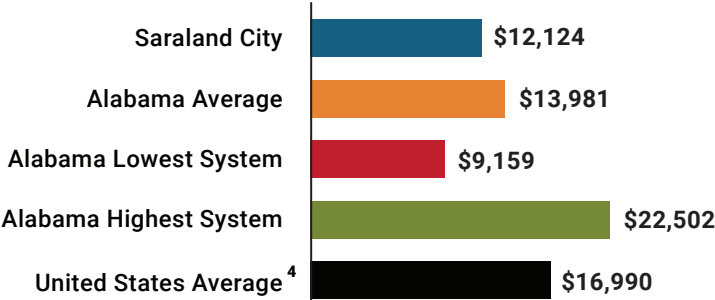
**4.19**  
Number of Months Reserve Balance

By the Numbers

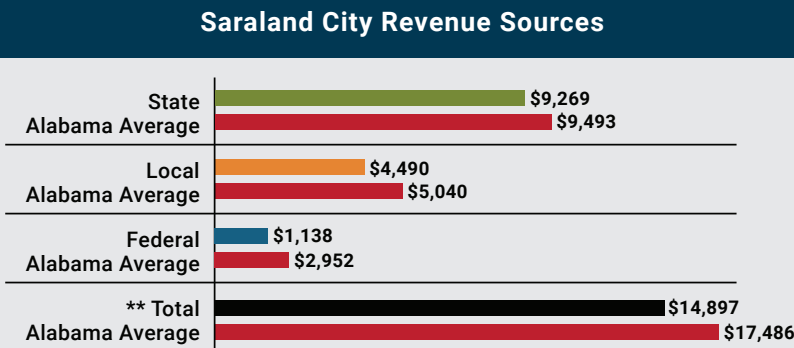
	Schools <sup>1</sup>	4
	Students/ADM <sup>2</sup>	3,442
	Free & Reduced Lunch	52%
	Community Eligibility Program	43%
	Number of Route Buses <sup>3</sup>	32
	Buses 10 yrs. old or less	84%
	Students Bused	2,001
	Full-Time Employees	369
	Teachers	200
	Principals/Assistant Principals	9
	Counselors	7
	Librarians	4
	Other Certified Employees	14
	Support Personnel	135

<sup>1</sup> Schools with enrollment, including Alternative and Career Technical Education  
<sup>2</sup> Average Daily Membership (includes virtual students)  
<sup>3</sup> Data collected in 2024 and used for FY26 funding  
<sup>4</sup> 2024-2025 NEA Rankings of the States

Total Per-Pupil Expenditures (PPE)



Per-Pupil Revenue Sources



\*\*Total Revenue Among 139 School Systems



103

STATE RANK

50

LOCAL RANK

129

FEDERAL RANK

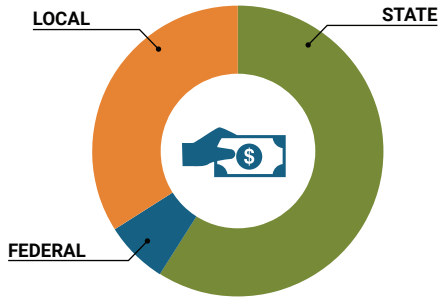
OVERALL SYSTEM RANK 127

LEAs with a substantial increase in reported ADM may show lower rankings since additional revenues reflecting those increases are not received until the following fiscal year. LEAs with a statewide virtual program may also be ranked lower overall due to state revenues received for increased ADM as compared to their local and federal revenue sources.

\* THIS REPORT INCLUDES FISCAL YEAR 2024 DATA

## School System Revenue

How was your school system funded?<sup>1</sup>



\$31,899,190	STATE	59%
\$3,916,234	FEDERAL	7%
\$18,441,543	LOCAL	34%
— \$1,783,730	Local 10-Mill Match	
\$16,657,813	AVAILABLE LOCAL REVENUE	

VALUE OF 1-MILL  
For Your School System

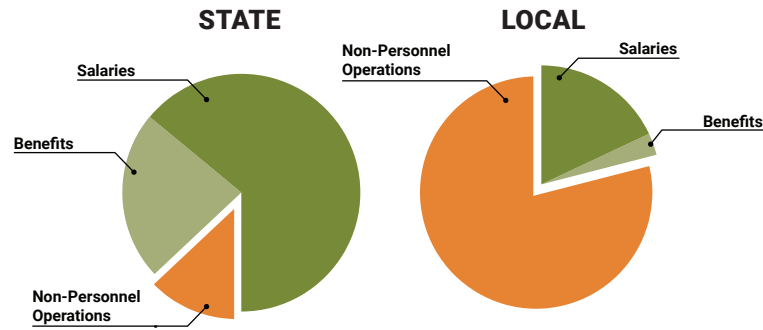
\$178,373

## School System Spending

How did your school system spend state & local dollars?<sup>1</sup>

	STATE SPENDING <sup>2,3</sup>	LOCAL SPENDING <sup>2</sup>
Salaries	\$18,204,051	\$1,625,750
Benefits	\$6,544,482	\$277,059
Non-Personnel Operations	\$3,819,082	\$6,986,240
<b>TOTAL</b>	<b>\$28,567,615</b>	<b>\$8,889,049</b>

- <sup>1</sup> Revenues and expenditures may contain nominal variances due to rounding  
<sup>2</sup> Does not include debt service or capital outlay  
<sup>3</sup> Includes 10-mill match  
<sup>4</sup> Such as utilities, operations & maintenance, etc.

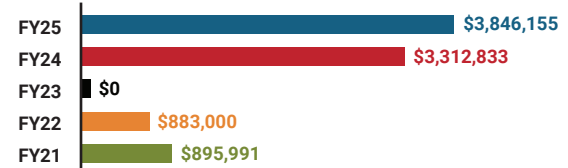


Only 13% of state funding is available  
for non-personnel expenditures<sup>4</sup>

## Instructional Support



## Educational Advancement & Technology Fund<sup>5</sup>



<sup>5</sup> These one-time supplemental funds may be used for repairs and deferred maintenance, capital outlay, classroom instructional supplies, insurance for facilities, transportation, technology and school safety. For FY23, there was no EAT allocation for school systems.

## System Debt

<b>TOTAL DEBT<sup>6</sup></b>	<b>DEBT PER STUDENT</b>
<b>\$88,800,000</b>	<b>\$25,802</b>

<sup>6</sup> The debt totals in system audit reports may differ due to audit adjustments.



ALABAMA  
ASSOCIATION OF  
SCHOOL BOARDS

Sally Smith, J.D.  
Executive Director

Tracey A. Meyer  
Governmental Relations Coordinator

43 South Jackson Street  
Montgomery, Alabama 36104

1-800-562-0601 | AlabamaSchoolBoards.org

@AlaSchoolBoards Facebook.com/AlabamaSchoolBoards