



RUSSELLVILLE CITY

SCHOOL SYSTEM SNAPSHOT: 2026 EDITION*
1945 Waterloo Road | Russellville, AL 35653 | (256) 331-2001

Superintendent	Dr. Timothy Guinn
Board Members	Kim Clonts, Greg Trapp, Radford Hester, Robert Rogers, Howard Hillman

\$2,526,308
Cost of One Month's
Operation/General Fund

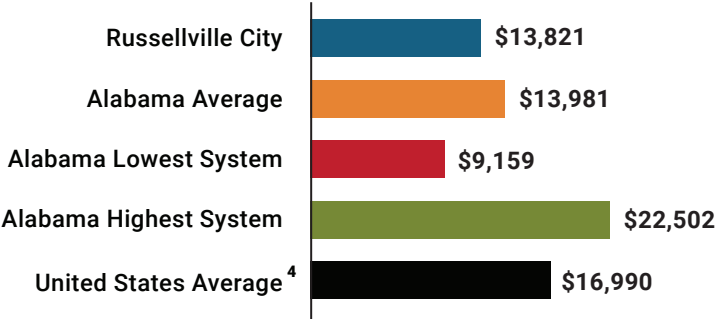
4.45
Number of Months
Reserve Balance

By the Numbers

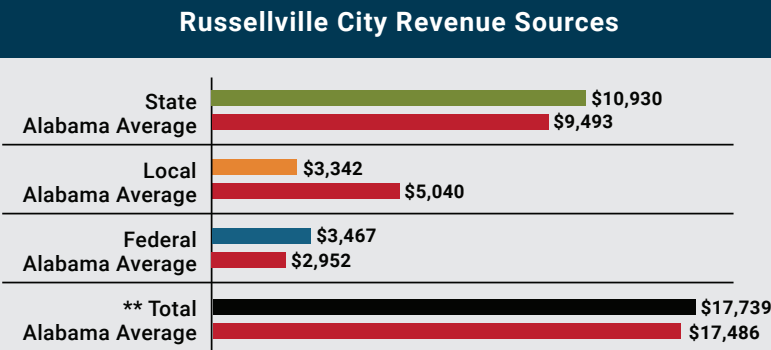
	Schools ¹	5
	Students/ADM ²	2,515
	Free & Reduced Lunch	67%
	Community Eligibility Program	66%
	Number of Route Buses ³	24
	Buses 10 yrs. old or less	96%
	Students Bused	1,350
	Full-Time Employees	347
	Teachers	191
	Principals/ Assistant Principals	10
	Counselors	5
	Librarians	4
	Other Certified Employees	10
	Support Personnel	127

¹ Schools with enrollment, including Alternative and Career Technical Education
² Average Daily Membership (includes virtual students)
³ Data collected in 2024 and used for FY26 funding
⁴ 2024-2025 NEA Rankings of the States

Total Per-Pupil Expenditures (PPE)



Per-Pupil Revenue Sources



**Total Revenue Among 139 School Systems



33
STATE
RANK

87
LOCAL
RANK

51
FEDERAL
RANK

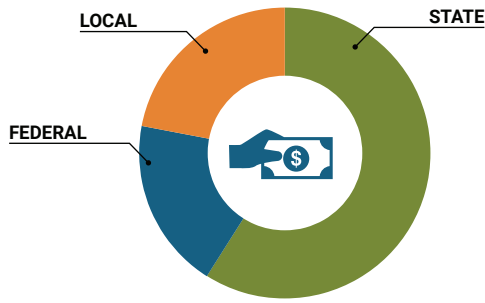
OVERALL SYSTEM RANK 57

LEAs with a substantial increase in reported ADM may show lower rankings since additional revenues reflecting those increases are not received until the following fiscal year. LEAs with a statewide virtual program may also be ranked lower overall due to state revenues received for increased ADM as compared to their local and federal revenue sources.

* THIS REPORT INCLUDES FISCAL YEAR 2024 DATA

School System Revenue

How was your school system funded?¹



\$27,485,919	STATE	59%
\$8,719,829	FEDERAL	19%
\$10,149,185	LOCAL	22%
— \$925,820	Local 10-Mill Match	
\$9,223,365	AVAILABLE LOCAL REVENUE	

VALUE OF 1-MILL
For Your School System

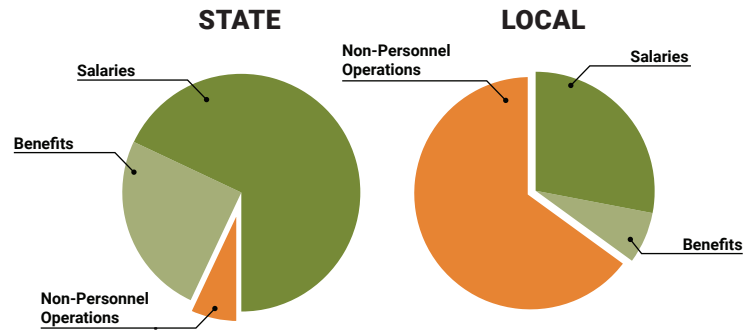
\$92,582

School System Spending

How did your school system spend state & local dollars?¹

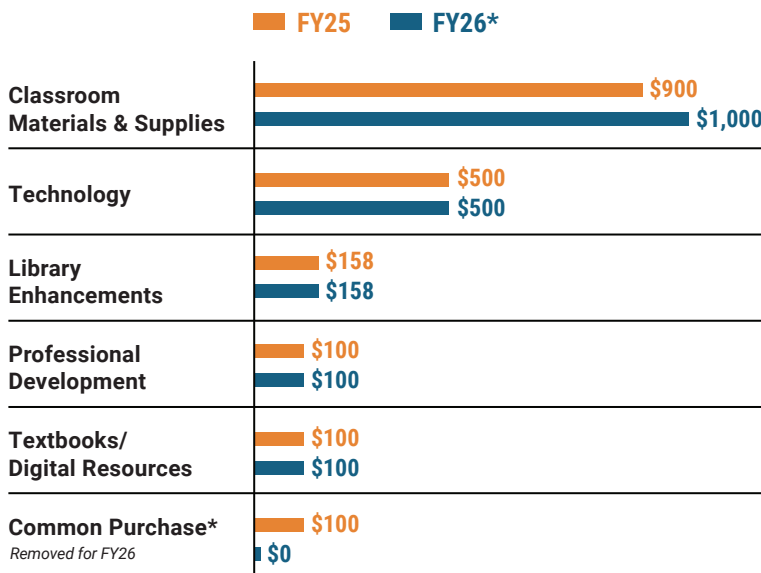
	STATE SPENDING ^{2,3}	LOCAL SPENDING ²
Salaries	\$15,245,414	\$1,680,122
Benefits	\$5,462,276	\$408,526
Non-Personnel Operations	\$1,539,079	\$3,826,180
TOTAL	\$22,246,769	\$5,914,828

- ¹ Revenues and expenditures may contain nominal variances due to rounding
² Does not include debt service or capital outlay
³ Includes 10-mill match
⁴ Such as utilities, operations & maintenance, etc.



Only 7% of state funding is available for non-personnel expenditures⁴

Instructional Support



Educational Advancement & Technology Fund⁵

FY25	\$2,810,370
FY24	\$2,527,827
FY23	\$0
FY22	\$691,675
FY21	\$694,641

⁵ These one-time supplemental funds may be used for repairs and deferred maintenance, capital outlay, classroom instructional supplies, insurance for facilities, transportation, technology and school safety. For FY23, there was no EAT allocation for school systems.

System Debt

TOTAL DEBT⁶	DEBT PER STUDENT
\$16,066,938	\$6,389

⁶ The debt totals in system audit reports may differ due to audit adjustments.



ALABAMA
ASSOCIATION OF
SCHOOL BOARDS

Sally Smith, J.D.
Executive Director

Tracey A. Meyer
Governmental Relations Coordinator

43 South Jackson Street
Montgomery, Alabama 36104

1-800-562-0601 | AlabamaSchoolBoards.org

@AlaSchoolBoards Facebook.com/AlabamaSchoolBoards