



ROANOKE CITY

SCHOOL SYSTEM SNAPSHOT: 2026 EDITION*

PO Box 1367 | Roanoke, AL 36274 | (334) 539-5170

Superintendent

Dr. Gregory Foster

Board Members

Rosalyn Langston, Steve Burns, Regina Joiner, James Brown, Kara Hare

\$1,508,128
Cost of One Month's
Operation/General Fund

2.67
Number of Months
Reserve Balance

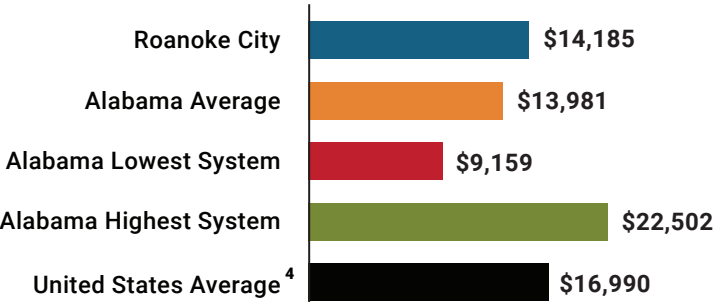
By the Numbers

	Schools ¹	4
	Students/ADM ²	1,322
	Free & Reduced Lunch	73%
	Community Eligibility Program	75%
	Number of Route Buses ³	4
	Buses 10 yrs. old or less	100%
	Students Bused	226
	Full-Time Employees	184
	Teachers	94
	Principals/ Assistant Principals	6
	Counselors	3
	Librarians	3
	Other Certified Employees	7
	Support Personnel	71

¹ Schools with enrollment, including Alternative and Career Technical Education
² Average Daily Membership (includes virtual students)
³ Data collected in 2024 and used for FY26 funding
⁴ 2024-2025 NEA Rankings of the States

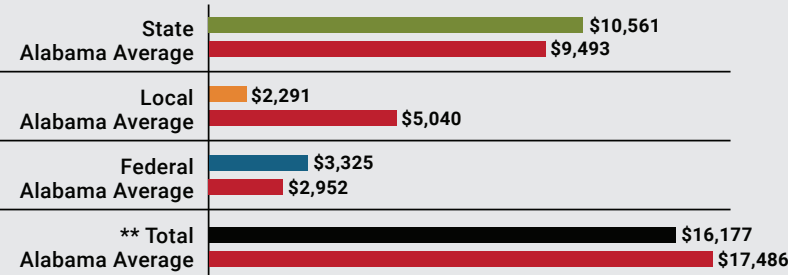
* THIS REPORT INCLUDES FISCAL YEAR 2024 DATA

Total Per-Pupil Expenditures (PPE)



Per-Pupil Revenue Sources

Roanoke City Revenue Sources



**Total Revenue Among 139 School Systems



45
STATE
RANK

126
LOCAL
RANK

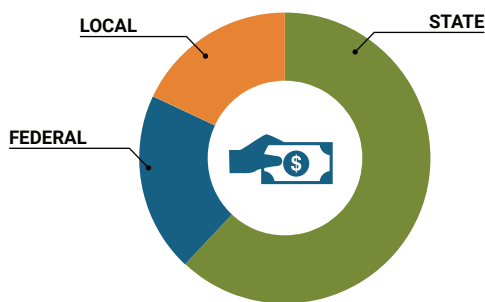
55
FEDERAL
RANK

OVERALL SYSTEM RANK 98

LEAs with a substantial increase in reported ADM may show lower rankings since additional revenues reflecting those increases are not received until the following fiscal year. LEAs with a statewide virtual program may also be ranked lower overall due to state revenues received for increased ADM as compared to their local and federal revenue sources.

School System Revenue

How was your school system funded?¹



\$13,959,283 STATE **62%**
\$4,394,436 FEDERAL **20%**
\$4,079,744 LOCAL **18%**
\$531,520 Local 10-Mill Match
\$3,548,224 AVAILABLE LOCAL REVENUE

VALUE OF 1-MILL
For Your School System

\$53,152

School System Spending

How did your school system spend state & local dollars?¹

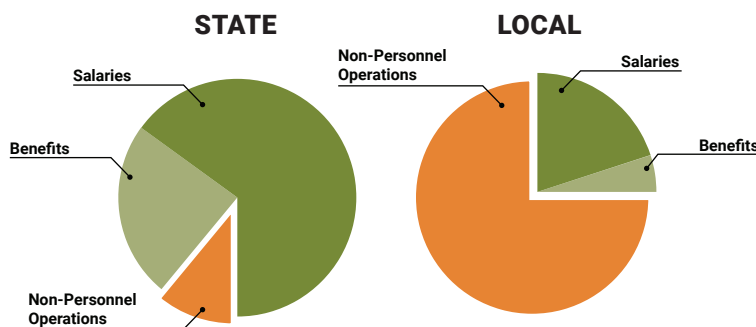
	STATE SPENDING ^{2,3}	LOCAL SPENDING ²
Salaries	\$8,071,368	\$636,600
Benefits	\$2,935,831	\$169,376
Non-Personnel Operations	\$1,334,064	\$2,412,131
TOTAL	\$12,341,262	\$3,218,107

¹ Revenues and expenditures may contain nominal variances due to rounding

² Does not include debt service or capital outlay

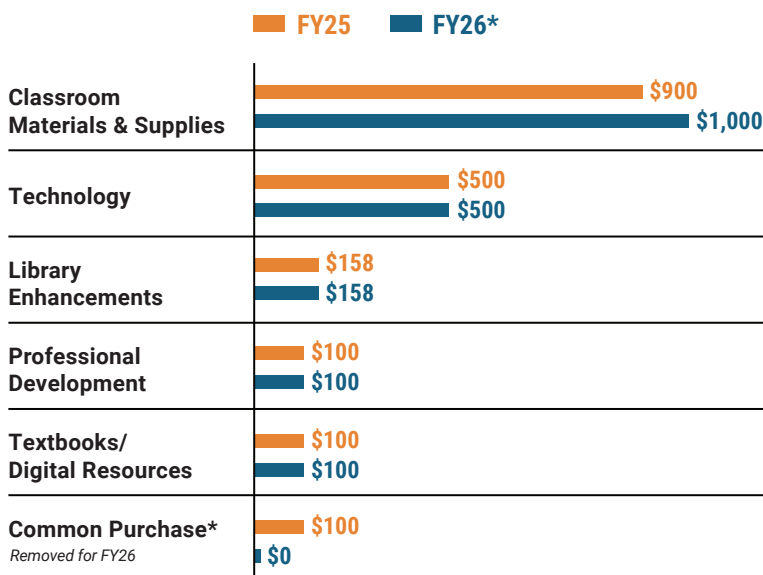
³ Includes 10-mill match

⁴ Such as utilities, operations & maintenance, etc.

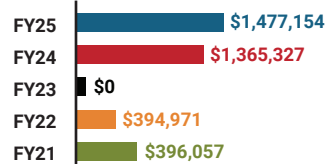


Only 11% of state funding is available for non-personnel expenditures⁴

Instructional Support



Educational Advancement & Technology Fund⁵



⁵ These one-time supplemental funds may be used for repairs and deferred maintenance, capital outlay, classroom instructional supplies, insurance for facilities, transportation, technology and school safety. For FY23, there was no EAT allocation for school systems.

System Debt

TOTAL DEBT⁶ **\$4,150,099**
DEBT PER STUDENT **\$3,140**

⁶ The debt totals in system audit reports may differ due to audit adjustments.



ALABAMA
ASSOCIATION OF
SCHOOL BOARDS

Sally Smith, J.D.
Executive Director

Tracey A. Meyer
Governmental Relations Coordinator

43 South Jackson Street
Montgomery, Alabama 36104

1-800-562-0601 | AlabamaSchoolBoards.org

@AlaSchoolBoards Facebook.com/AlabamaSchoolBoards