



OZARK CITY

SCHOOL SYSTEM SNAPSHOT: 2026 EDITION*

860 N US Hwy 231 | Ozark, AL 36360 | (334) 774-5197

Superintendent

Reeivice Girtman

Board Members

Theresa Locke, Larry Hicks, Nicholas Bull, Tameaca Vincent, Lynn Ivey

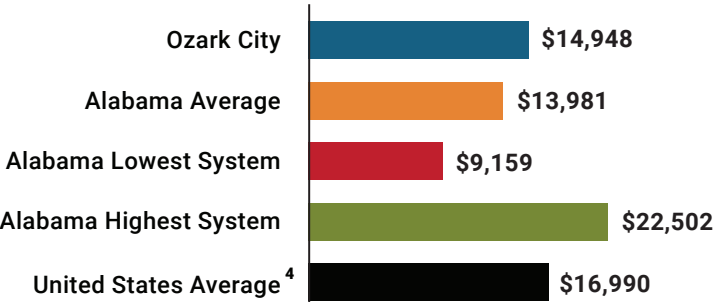


By the Numbers

	Schools ¹	5
	Students/ADM ²	1,943
	Free & Reduced Lunch	75%
	Community Eligibility Program	76%
	Number of Route Buses ³	35
	Buses 10 yrs. old or less	86%
	Students Bused	1,400
	Full-Time Employees	293
	Teachers	160
	Principals/Assistant Principals	10
	Counselors	6
	Librarians	5
	Other Certified Employees	10
	Support Personnel	102

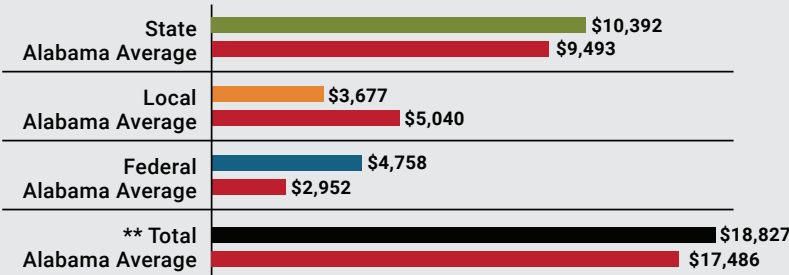
¹ Schools with enrollment, including Alternative and Career Technical Education
² Average Daily Membership (includes virtual students)
³ Data collected in 2024 and used for FY26 funding
⁴ 2024-2025 NEA Rankings of the States

Total Per-Pupil Expenditures (PPE)



Per-Pupil Revenue Sources

Ozark City Revenue Sources



**Total Revenue Among 139 School Systems



51
STATE
RANK

71
LOCAL
RANK

24
FEDERAL
RANK

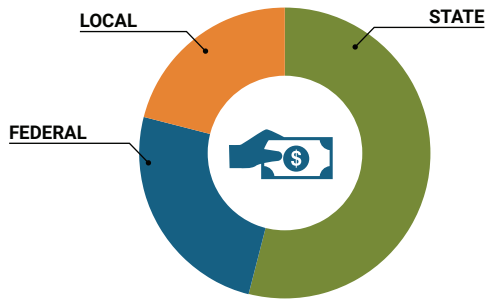
OVERALL SYSTEM RANK 36

LEAs with a substantial increase in reported ADM may show lower rankings since additional revenues reflecting those increases are not received until the following fiscal year. LEAs with a statewide virtual program may also be ranked lower overall due to state revenues received for increased ADM as compared to their local and federal revenue sources.

* THIS REPORT INCLUDES FISCAL YEAR 2024 DATA

School System Revenue

How was your school system funded?¹



\$20,186,578	STATE	54%
\$9,242,858	FEDERAL	25%
\$7,968,519	LOCAL	21%
\$1,161,270	Local 10-Mill Match	
\$6,807,249	AVAILABLE LOCAL REVENUE	

VALUE OF 1-MILL
For Your School System

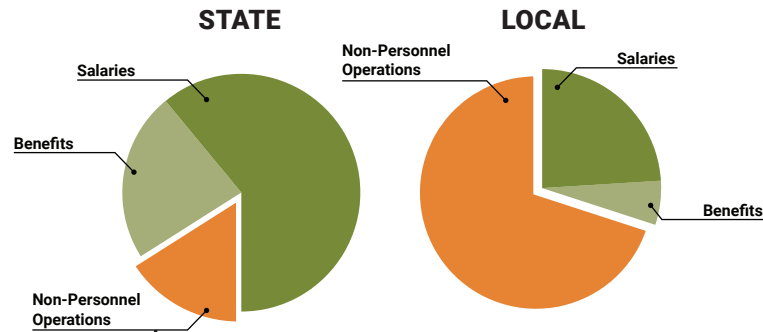
\$116,127

School System Spending

How did your school system spend state & local dollars?¹

	STATE SPENDING ^{2,3}	LOCAL SPENDING ²
Salaries	\$10,707,231	\$1,054,342
Benefits	\$4,038,763	\$273,553
Non-Personnel Operations	\$2,827,368	\$3,009,524
TOTAL	\$17,573,362	\$4,337,419

- ¹ Revenues and expenditures may contain nominal variances due to rounding
² Does not include debt service or capital outlay
³ Includes 10-mill match
⁴ Such as utilities, operations & maintenance, etc.



**Only 16% of state funding is available
for non-personnel expenditures⁴**

Instructional Support



Educational Advancement & Technology Fund⁵

FY25	\$2,170,807
FY24	\$1,972,301
FY23	\$0
FY22	\$551,459
FY21	\$570,920

⁵ These one-time supplemental funds may be used for repairs and deferred maintenance, capital outlay, classroom instructional supplies, insurance for facilities, transportation, technology and school safety. For FY23, there was no EAT allocation for school systems.

System Debt

TOTAL DEBT⁶	DEBT PER STUDENT
\$27,099,609	\$13,951

⁶ The debt totals in system audit reports may differ due to audit adjustments.



ALABAMA
ASSOCIATION OF
SCHOOL BOARDS

Sally Smith, J.D.
Executive Director

Tracey A. Meyer
Governmental Relations Coordinator

43 South Jackson Street
Montgomery, Alabama 36104

1-800-562-0601 | AlabamaSchoolBoards.org

[@AlaSchoolBoards](https://twitter.com/AlaSchoolBoards) [Facebook.com/AlabamaSchoolBoards](https://facebook.com/AlabamaSchoolBoards)