



OPP CITY






SCHOOL SYSTEM SNAPSHOT: 2026 EDITION*

PO Box 840 | Opp, AL 36467 | (334) 493-3173

Superintendent	Emily Edgar
Board Members	Dr. Walt Burgess, Dr. Lori Stanfield, Merrill Culverhouse, Dr. Katie Fuller, Andrew McCord

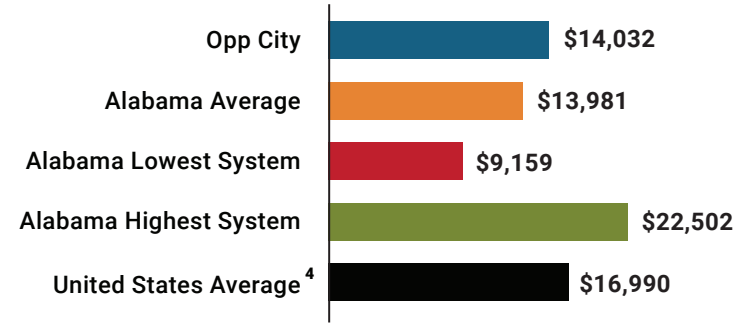
	\$1,233,908		5.47
Cost of One Month's Operation/General Fund		Number of Months Reserve Balance	

By the Numbers

	Schools ¹	3
	Students/ADM ²	1,264
	Free & Reduced Lunch	68%
	Community Eligibility Program	65%
	Number of Route Buses ³	12
	Buses 10 yrs. old or less	92%
	Students Bused	612
	Full-Time Employees	182
	Teachers	90
	Principals/Assistant Principals	6
	Counselors	3
	Librarians	3
	Other Certified Employees	5
	Support Personnel	75

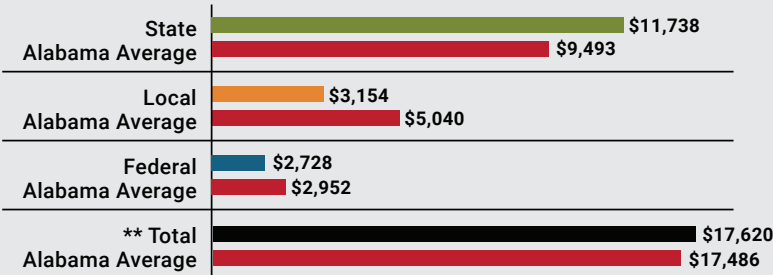
¹ Schools with enrollment, including Alternative and Career Technical Education
² Average Daily Membership (includes virtual students)
³ Data collected in 2024 and used for FY26 funding
⁴ 2024-2025 NEA Rankings of the States

Total Per-Pupil Expenditures (PPE)



Per-Pupil Revenue Sources

Opp City Revenue Sources



**Total Revenue Among 139 School Systems



16
STATE
RANK

98
LOCAL
RANK

80
FEDERAL
RANK

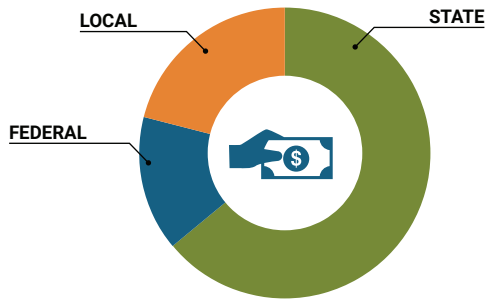
OVERALL SYSTEM RANK 61

LEAs with a substantial increase in reported ADM may show lower rankings since additional revenues reflecting those increases are not received until the following fiscal year. LEAs with a statewide virtual program may also be ranked lower overall due to state revenues received for increased ADM as compared to their local and federal revenue sources.

* THIS REPORT INCLUDES FISCAL YEAR 2024 DATA

School System Revenue

How was your school system funded?¹



\$14,841,718	STATE	64%
\$3,448,863	FEDERAL	15%
\$4,945,582	LOCAL	21%
\$503,050	Local 10-Mill Match	
\$4,442,532	AVAILABLE LOCAL REVENUE	

VALUE OF 1-MILL
For Your School System

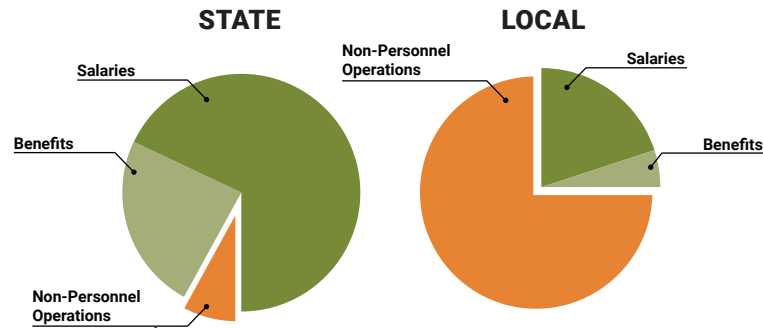
\$50,305

School System Spending

How did your school system spend state & local dollars?¹

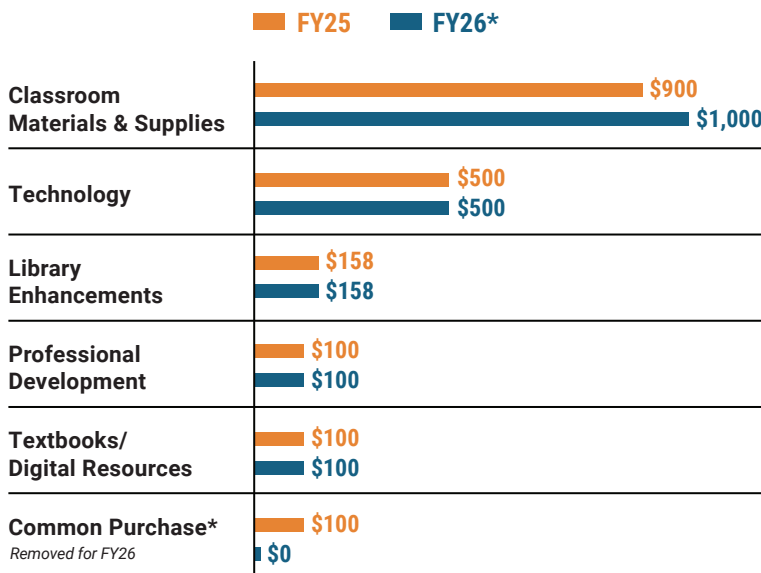
	STATE SPENDING ^{2,3}	LOCAL SPENDING ²
Salaries	\$8,314,540	\$529,908
Benefits	\$2,950,452	\$122,839
Non-Personnel Operations	\$945,911	\$2,003,369
TOTAL	\$12,210,903	\$2,656,116

- ¹ Revenues and expenditures may contain nominal variances due to rounding
² Does not include debt service or capital outlay
³ Includes 10-mill match
⁴ Such as utilities, operations & maintenance, etc.



Only 8% of state funding is available for non-personnel expenditures⁴

Instructional Support



Educational Advancement & Technology Fund⁵

FY25	\$1,413,008
FY24	\$1,266,147
FY23	\$0
FY22	\$347,799
FY21	\$354,313

⁵ These one-time supplemental funds may be used for repairs and deferred maintenance, capital outlay, classroom instructional supplies, insurance for facilities, transportation, technology and school safety. For FY23, there was no EAT allocation for school systems.

System Debt

TOTAL DEBT⁶	DEBT PER STUDENT
\$7,122,891	\$5,633

⁶ The debt totals in system audit reports may differ due to audit adjustments.



ALABAMA
ASSOCIATION OF
SCHOOL BOARDS

Sally Smith, J.D.
Executive Director

Tracey A. Meyer
Governmental Relations Coordinator

43 South Jackson Street
Montgomery, Alabama 36104

1-800-562-0601 | AlabamaSchoolBoards.org

@AlaSchoolBoards Facebook.com/AlabamaSchoolBoards