



OPELIKA CITY

SCHOOL SYSTEM SNAPSHOT: 2026 EDITION*

PO Box 2469 | Opelika, AL 36803 | (334) 745-9700

Superintendent

Kevin Davis

Board Members

Dr. Kevin Royal, Antione Harvis, Tipi Miller, Patsy Boyd Parker, Pearson Alsobrook



\$4,851,827

Cost of One Month's
Operation/General Fund



6.11

Number of Months
Reserve Balance

By the Numbers



Schools¹ 9



Students/ADM² 5,043



Free & Reduced Lunch 75%
Community Eligibility Program 66%



Number of Route Buses³ 29
Buses 10 yrs. old or less 79%
Students Bused 2,088



Full-Time Employees 664
Teachers 379
Principals/
Assistant Principals 16
Counselors 14
Librarians 9
Other Certified Employees 13
Support Personnel 233

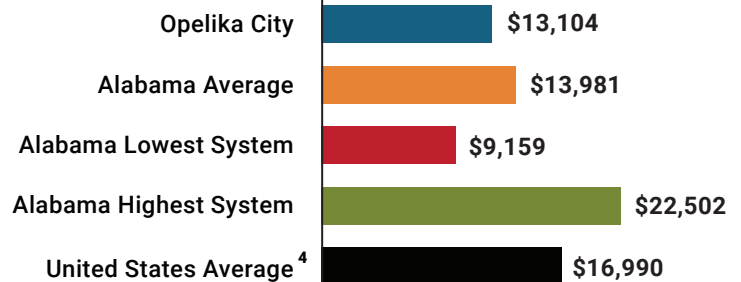
¹ Schools with enrollment, including Alternative and Career Technical Education

² Average Daily Membership (includes virtual students)

³ Data collected in 2024 and used for FY26 funding

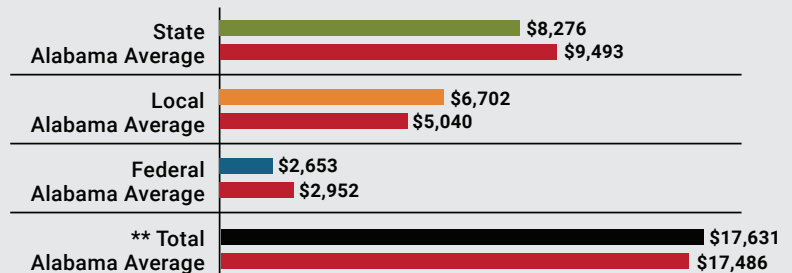
⁴ 2024-2025 NEA Rankings of the States

Total Per-Pupil Expenditures (PPE)



Per-Pupil Revenue Sources

Opelika City Revenue Sources



**Total Revenue Among 139 School Systems



131
STATE
RANK

20
LOCAL
RANK

84
FEDERAL
RANK

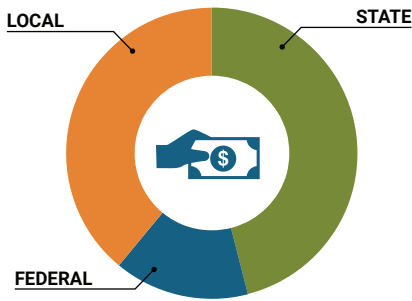
OVERALL SYSTEM RANK 60

LEAs with a substantial increase in reported ADM may show lower rankings since additional revenues reflecting those increases are not received until the following fiscal year. LEAs with a statewide virtual program may also be ranked lower overall due to state revenues received for increased ADM as compared to their local and federal revenue sources.

* THIS REPORT INCLUDES FISCAL YEAR 2024 DATA

School System Revenue

How was your school system funded?¹



\$41,733,535	STATE	46%
\$13,376,773	FEDERAL	15%
\$35,417,220	LOCAL	39%
\$6,161,230	Local 10-Mill Match	
\$29,255,990	AVAILABLE LOCAL REVENUE	

VALUE OF 1-MILL
For Your School System

\$616,123

School System Spending

How did your school system spend state & local dollars?¹

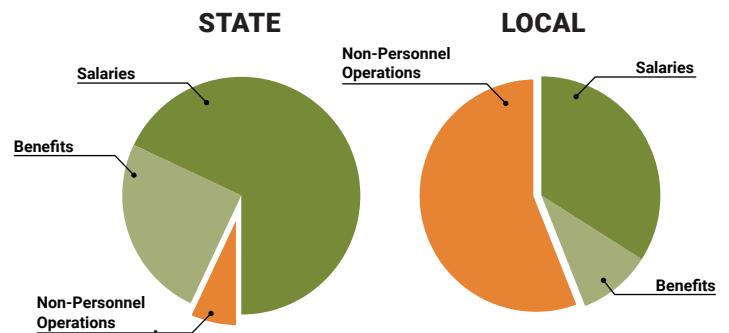
	STATE SPENDING ^{2,3}	LOCAL SPENDING ²
Salaries	\$27,594,231	\$5,711,607
Benefits	\$10,051,863	\$1,719,005
Non-Personnel Operations	\$2,689,785	\$9,570,427
TOTAL	\$40,335,879	\$17,001,039

¹ Revenues and expenditures may contain nominal variances due to rounding

² Does not include debt service or capital outlay

³ Includes 10-mill match

⁴ Such as utilities, operations & maintenance, etc.



**Only 7% of state funding is available
for non-personnel expenditures⁴**

Instructional Support

	FY25	FY26*
Classroom Materials & Supplies	\$900	\$1,000
Technology	\$500	\$500
Library Enhancements	\$158	\$158
Professional Development	\$100	\$100
Textbooks/ Digital Resources	\$100	\$100
Common Purchase*	\$100	\$0

Removed for FY26

Educational Advancement & Technology Fund⁵

FY25	\$5,635,380
FY24	\$4,910,349
FY23	\$0
FY22	\$1,327,892
FY21	\$1,292,943

⁵ These one-time supplemental funds may be used for repairs and deferred maintenance, capital outlay, classroom instructional supplies, insurance for facilities, transportation, technology and school safety. For FY23, there was no EAT allocation for school systems.

System Debt

TOTAL DEBT⁶	DEBT PER STUDENT
\$1,201,716	\$238

⁶ The debt totals in system audit reports may differ due to audit adjustments.



ALABAMA
ASSOCIATION OF
SCHOOL BOARDS

Sally Smith, J.D.
Executive Director

Tracey A. Meyer
Governmental Relations Coordinator

43 South Jackson Street
Montgomery, Alabama 36104

1-800-562-0601 | AlabamaSchoolBoards.org

@AlaSchoolBoards Facebook.com/AlabamaSchoolBoards