



MUSCLE SHOALS CITY

SCHOOL SYSTEM SNAPSHOT: 2026 EDITION*
PO Box 2610 | Muscle Shoals, AL 35662 | (256) 389-2607

Superintendent

Dr. Chad Holden

Board Members

Sonya Allman, Dr. Marilyn Granville Davis, Cory King, Dr. Jeremiah Stoddard, Clayton Wood

\$2,943,223
Cost of One Month's
Operation/General Fund

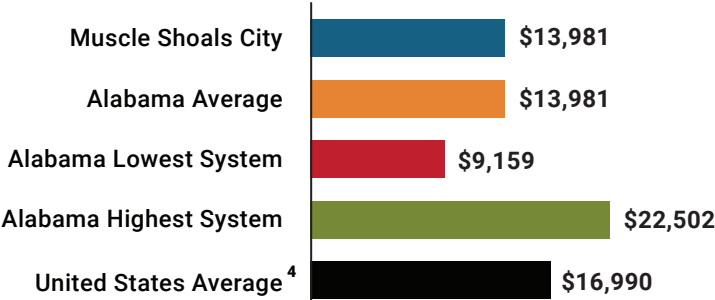
3.81
Number of Months
Reserve Balance

By the Numbers

	Schools ¹	7
	Students/ADM ²	2,826
	Free & Reduced Lunch	42%
	Community Eligibility Program	41%
	Number of Route Buses ³	3
	Buses 10 yrs. old or less	100%
	Students Bused	532
	Full-Time Employees	331
	Teachers	192
	Principals/ Assistant Principals	11
	Counselors	7
	Librarians	5
	Other Certified Employees	11
	Support Personnel	105

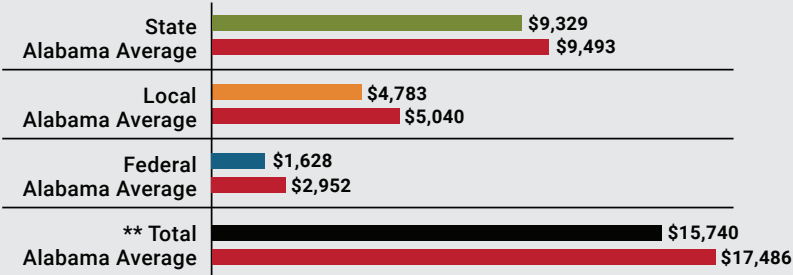
¹ Schools with enrollment, including Alternative and Career Technical Education
² Average Daily Membership (includes virtual students)
³ Data collected in 2024 and used for FY26 funding
⁴ 2024-2025 NEA Rankings of the States

Total Per-Pupil Expenditures (PPE)



Per-Pupil Revenue Sources

Muscle Shoals City Revenue Sources



**Total Revenue Among 139 School Systems



102
STATE
RANK

41
LOCAL
RANK

118
FEDERAL
RANK

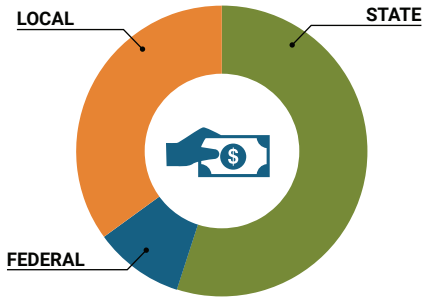
OVERALL SYSTEM RANK 110

LEAs with a substantial increase in reported ADM may show lower rankings since additional revenues reflecting those increases are not received until the following fiscal year. LEAs with a statewide virtual program may also be ranked lower overall due to state revenues received for increased ADM as compared to their local and federal revenue sources.

* THIS REPORT INCLUDES FISCAL YEAR 2024 DATA

School System Revenue

How was your school system funded?¹



\$26,362,194	STATE	55%
\$4,599,299	FEDERAL	10%
\$16,717,100	LOCAL	35%
\$2,586,130	Local 10-Mill Match	
\$14,130,970	AVAILABLE LOCAL REVENUE	

VALUE OF 1-MILL
For Your School System

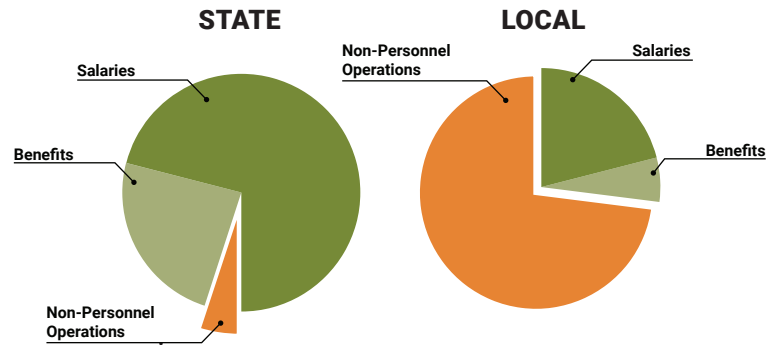
\$258,613

School System Spending

How did your school system spend state & local dollars?¹

	STATE SPENDING ^{2,3}	LOCAL SPENDING ²
Salaries	\$16,747,652	\$2,450,840
Benefits	\$5,714,733	\$675,228
Non-Personnel Operations	\$1,211,205	\$8,802,642
TOTAL	\$23,673,591	\$11,928,709

- ¹ Revenues and expenditures may contain nominal variances due to rounding
² Does not include debt service or capital outlay
³ Includes 10-mill match
⁴ Such as utilities, operations & maintenance, etc.



Only 5% of state funding is available for non-personnel expenditures⁴

Instructional Support



Educational Advancement & Technology Fund⁵

FY25	\$3,157,923
FY24	\$2,796,305
FY23	\$0
FY22	\$784,986
FY21	\$782,548

⁵ These one-time supplemental funds may be used for repairs and deferred maintenance, capital outlay, classroom instructional supplies, insurance for facilities, transportation, technology and school safety. For FY23, there was no EAT allocation for school systems.

System Debt

TOTAL DEBT⁶	DEBT PER STUDENT
\$15,923,829	\$5,635

⁶ The debt totals in system audit reports may differ due to audit adjustments.



ALABAMA
ASSOCIATION OF
SCHOOL BOARDS

Sally Smith, J.D.
Executive Director

Tracey A. Meyer
Governmental Relations Coordinator

43 South Jackson Street
Montgomery, Alabama 36104

1-800-562-0601 | AlabamaSchoolBoards.org

@AlaSchoolBoards Facebook.com/AlabamaSchoolBoards