



MOUNTAIN BROOK CITY

SCHOOL SYSTEM SNAPSHOT: 2026 EDITION\*  
32 Vine Street | Mountain Brook, AL 35213 | (205) 871-4608

Superintendent

Dr. Dicky Barlow

Board Members

Jenifer Kimbrough, Anna Comer, Daniel Odrezin, Jeffrey Brewer, Anne Schilleci

\$6,903,220  
Cost of One Month's Operation/General Fund

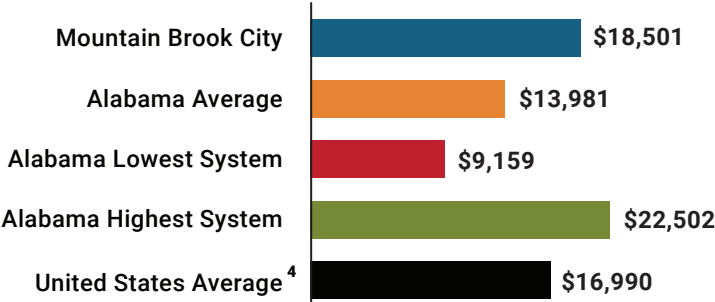
6.73  
Number of Months Reserve Balance

By the Numbers

	Schools <sup>1</sup>	6
	Students/ADM <sup>2</sup>	4,324
	Free & Reduced Lunch	3%
	Community Eligibility Program	5%
	Number of Route Buses <sup>3</sup>	5
	Buses 10 yrs. old or less	80%
	Students Bused	136
	Full-Time Employees	695
	Teachers	394
	Principals/Assistant Principals	16
	Counselors	13
	Librarians	7
	Other Certified Employees	22
	Support Personnel	243

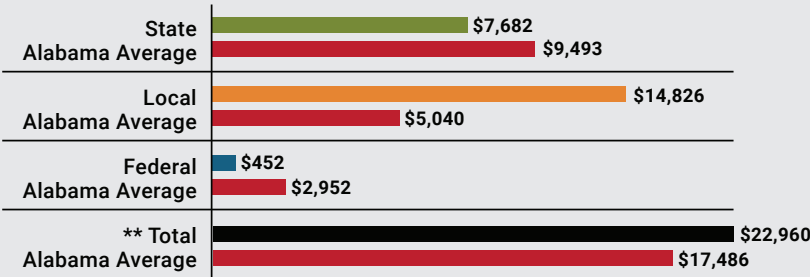
<sup>1</sup> Schools with enrollment, including Alternative and Career Technical Education  
<sup>2</sup> Average Daily Membership (includes virtual students)  
<sup>3</sup> Data collected in 2024 and used for FY26 funding  
<sup>4</sup> 2024-2025 NEA Rankings of the States

Total Per-Pupil Expenditures (PPE)



Per-Pupil Revenue Sources

Mountain Brook City Revenue Sources



\*\*Total Revenue Among 139 School Systems



136  
STATE  
RANK

2  
LOCAL  
RANK

139  
FEDERAL  
RANK

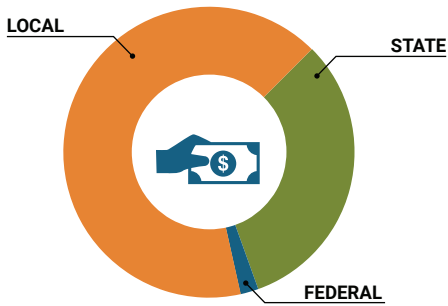
OVERALL SYSTEM RANK 13

LEAs with a substantial increase in reported ADM may show lower rankings since additional revenues reflecting those increases are not received until the following fiscal year. LEAs with a statewide virtual program may also be ranked lower overall due to state revenues received for increased ADM as compared to their local and federal revenue sources.

\* THIS REPORT INCLUDES FISCAL YEAR 2024 DATA

## School System Revenue

How was your school system funded?<sup>1</sup>



\$33,214,598	STATE	32%
\$1,955,022	FEDERAL	2%
\$70,084,288	LOCAL	67%
<b>\$7,362,830</b>	Local 10-Mill Match	
<b>\$62,721,458</b>	AVAILABLE LOCAL REVENUE	

VALUE OF 1-MILL  
For Your School System

**\$736,283**

## School System Spending

How did your school system spend state & local dollars?<sup>1</sup>

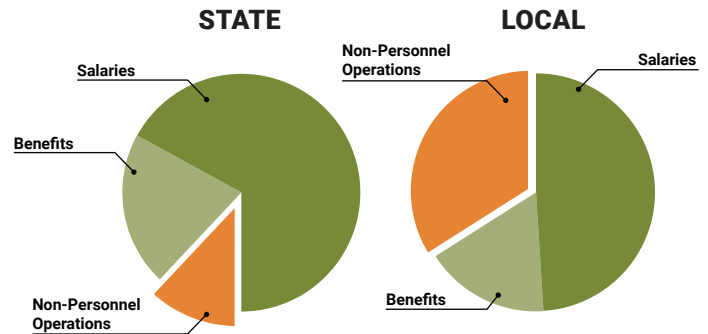
	STATE SPENDING <sup>2,3</sup>	LOCAL SPENDING <sup>2</sup>
Salaries	\$24,115,954	\$22,085,021
Benefits	\$7,710,733	\$7,663,780
Non-Personnel Operations	\$4,116,835	\$15,074,416
<b>TOTAL</b>	<b>\$35,943,522</b>	<b>\$44,823,217</b>

<sup>1</sup> Revenues and expenditures may contain nominal variances due to rounding

<sup>2</sup> Does not include debt service or capital outlay

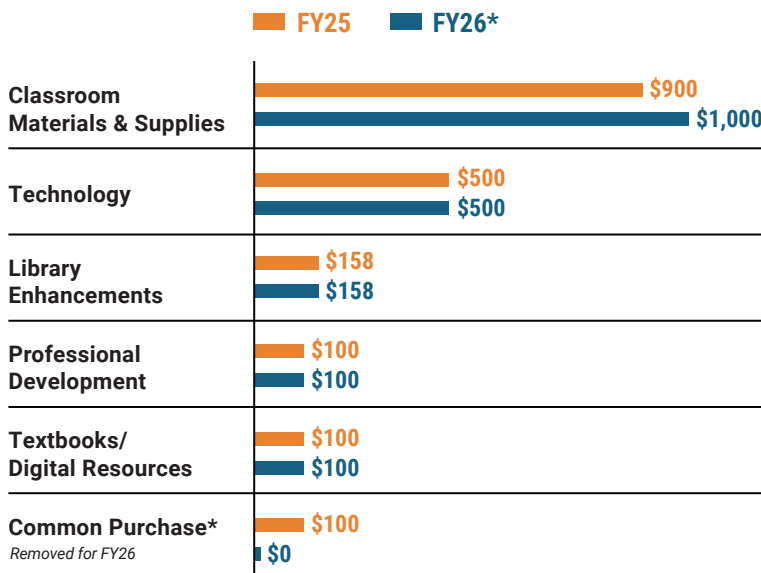
<sup>3</sup> Includes 10-mill match

<sup>4</sup> Such as utilities, operations & maintenance, etc.

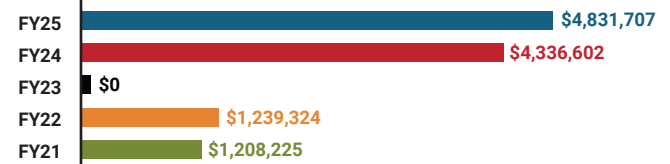


**Only 11% of state funding is available  
for non-personnel expenditures<sup>4</sup>**

## Instructional Support



## Educational Advancement & Technology Fund<sup>5</sup>



<sup>5</sup> These one-time supplemental funds may be used for repairs and deferred maintenance, capital outlay, classroom instructional supplies, insurance for facilities, transportation, technology and school safety. For FY23, there was no EAT allocation for school systems.

## System Debt

<b>TOTAL DEBT<sup>6</sup></b>	<b>DEBT PER STUDENT</b>
<b>\$67,130,000</b>	<b>\$15,527</b>

<sup>6</sup> The debt totals in system audit reports may differ due to audit adjustments.



ALABAMA  
ASSOCIATION OF  
SCHOOL BOARDS

Sally Smith, J.D.  
Executive Director

Tracey A. Meyer  
Governmental Relations Coordinator

43 South Jackson Street  
Montgomery, Alabama 36104

1-800-562-0601 | AlabamaSchoolBoards.org

@AlaSchoolBoards Facebook.com/AlabamaSchoolBoards