



MIDFIELD CITY

SCHOOL SYSTEM SNAPSHOT: 2026 EDITION*

417 Parkwood Street | Midfield, AL 35228 | (205) 923-2262

Superintendent

Dr. Shun Williams

Board Members

Willie Watson, Larry Merriweather, Celesta Pickens, Felecia Minor, Nathan Williams



\$1,007,418

Cost of One Month's
Operation/General Fund



(-2.79)

Number of Months
Reserve Balance

By the Numbers



Schools¹ 4



Students/ADM² 986



Free & Reduced Lunch 91%
Community Eligibility Program 91%



Number of Route Buses³ 8
Buses 10 yrs. old or less 100%
Students Bused 336



Full-Time Employees 111
Teachers 59
Principals/
Assistant Principals 4
Counselors 3
Librarians 0
Other Certified Employees 6
Support Personnel 39

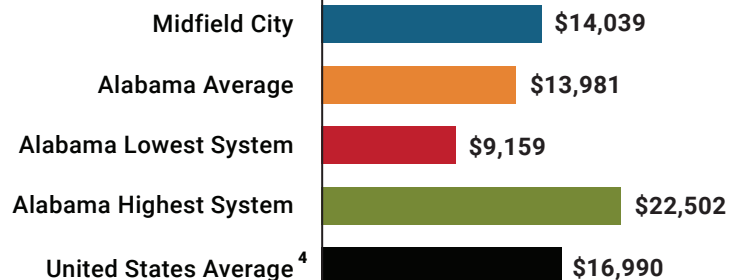
¹ Schools with enrollment, including Alternative and Career Technical Education

² Average Daily Membership (includes virtual students)

³ Data collected in 2024 and used for FY26 funding


⁴ 2024-2025 NEA Rankings of the States

Total Per-Pupil Expenditures (PPE)



Per-Pupil Revenue Sources

Midfield City Revenue Sources



**Total Revenue Among 139 School Systems



84
STATE
RANK

139
LOCAL
RANK

124
FEDERAL
RANK

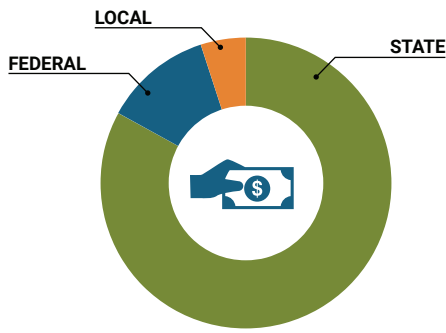
OVERALL SYSTEM RANK 138

LEAs with a substantial increase in reported ADM may show lower rankings since additional revenues reflecting those increases are not received until the following fiscal year. LEAs with a statewide virtual program may also be ranked lower overall due to state revenues received for increased ADM as compared to their local and federal revenue sources.

* THIS REPORT INCLUDES FISCAL YEAR 2024 DATA

School System Revenue

How was your school system funded?¹



\$9,606,902	STATE	83%
\$1,379,972	FEDERAL	12%
\$555,082	LOCAL	5%
\$306,460	Local 10-Mill Match	
\$248,622	AVAILABLE LOCAL REVENUE	

VALUE OF 1-MILL
For Your School System

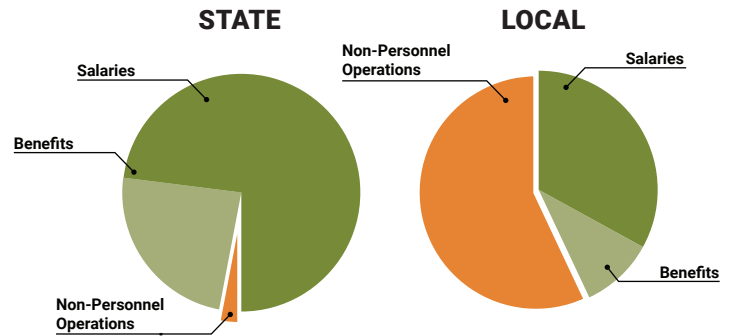
\$30,646

School System Spending

How did your school system spend state & local dollars?¹

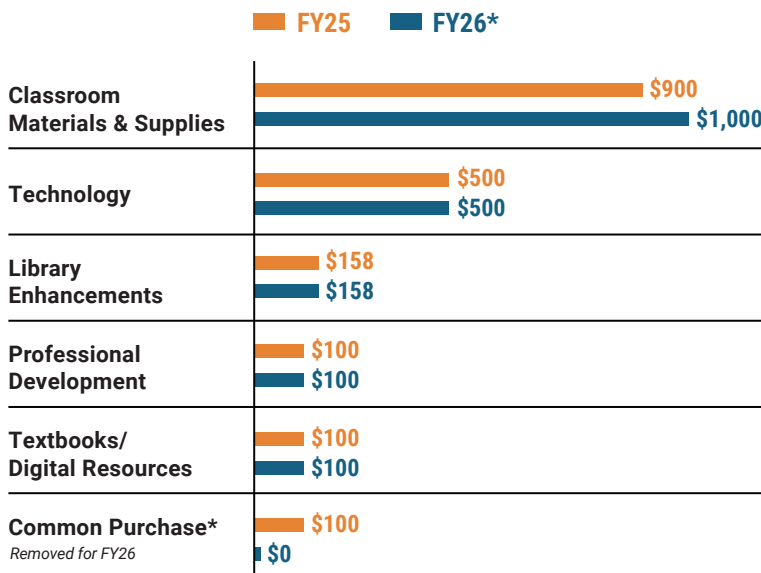
	STATE SPENDING ^{2,3}	LOCAL SPENDING ²
Salaries	\$5,920,407	\$1,130,870
Benefits	\$1,952,715	\$349,409
Non-Personnel Operations	\$276,944	\$1,948,434
TOTAL	\$8,150,065	\$3,428,713

- ¹ Revenues and expenditures may contain nominal variances due to rounding
² Does not include debt service or capital outlay
³ Includes 10-mill match
⁴ Such as utilities, operations & maintenance, etc.



**Only 3% of state funding is available
for non-personnel expenditures⁴**

Instructional Support



Educational Advancement & Technology Fund⁵

FY25	\$1,101,719
FY24	\$1,003,040
FY23	\$0
FY22	\$287,031
FY21	\$283,271

⁵ These one-time supplemental funds may be used for repairs and deferred maintenance, capital outlay, classroom instructional supplies, insurance for facilities, transportation, technology and school safety. For FY23, there was no EAT allocation for school systems.

System Debt

TOTAL DEBT⁶	DEBT PER STUDENT
\$2,397,856	\$2,432

⁶ The debt totals in system audit reports may differ due to audit adjustments.



ALABAMA
ASSOCIATION OF
SCHOOL BOARDS

Sally Smith, J.D.
Executive Director

Tracey A. Meyer
Governmental Relations Coordinator

43 South Jackson Street
Montgomery, Alabama 36104

1-800-562-0601 | AlabamaSchoolBoards.org

@AlaSchoolBoards Facebook.com/AlabamaSchoolBoards