



LINDEN CITY

SCHOOL SYSTEM SNAPSHOT: 2026 EDITION*

PO Box 480609 | Linden, AL 36748 | (334) 295-8802

Superintendent

Dr. Timothy Thurman

Board Members

Dorothy Gamble, Donnanique Washington, Ola Ford, Mitzi Gates, Lillie Tate



\$471,607

Cost of One Month's
Operation/General Fund



10.82

Number of Months
Reserve Balance

By the Numbers



Schools¹ 3



Students/ADM² 393



Free & Reduced Lunch 91%

Community Eligibility Program 92%



Number of Route Buses³ 4

Buses 10 yrs. old or less 75%

Students Bused 254



Full-Time Employees 76

Teachers 36

Principals/
Assistant Principals 4

Counselors 2

Librarians 2

Other Certified Employees 3

Support Personnel 29

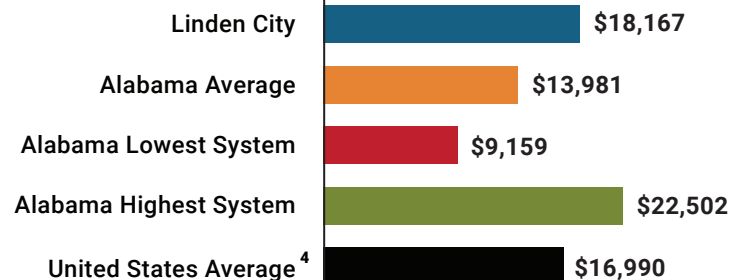
¹ Schools with enrollment, including Alternative and Career Technical Education

² Average Daily Membership (includes virtual students)

³ Data collected in 2024 and used for FY26 funding

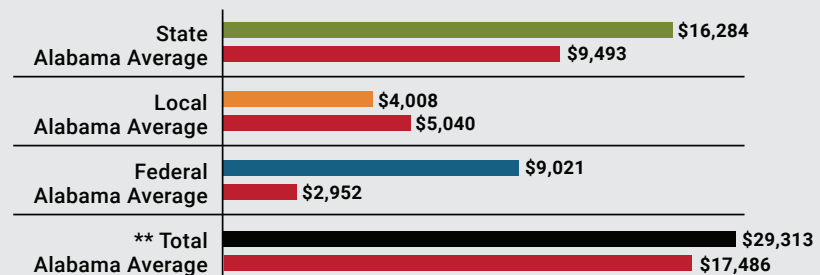
⁴ 2024-2025 NEA Rankings of the States

Total Per-Pupil Expenditures (PPE)



Per-Pupil Revenue Sources

Linden City Revenue Sources



**Total Revenue Among 139 School Systems



1
STATE
RANK

64
LOCAL
RANK

4
FEDERAL
RANK

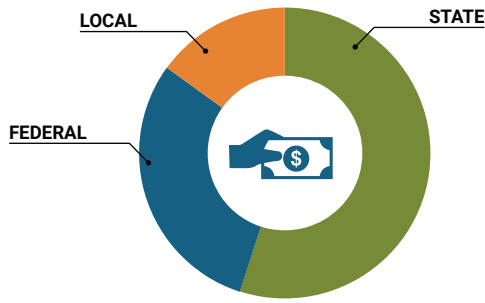
OVERALL SYSTEM RANK 4

LEAs with a substantial increase in reported ADM may show lower rankings since additional revenues reflecting those increases are not received until the following fiscal year. LEAs with a statewide virtual program may also be ranked lower overall due to state revenues received for increased ADM as compared to their local and federal revenue sources.

* THIS REPORT INCLUDES FISCAL YEAR 2024 DATA

School System Revenue

How was your school system funded?¹



\$6,396,440 STATE 55%

\$3,543,366 FEDERAL 30%

\$1,713,879 LOCAL 15%

\$147,280

\$1,566,599 AVAILABLE LOCAL REVENUE

Local 10-Mill Match

VALUE OF 1-MILL
For Your School System

\$14,728

School System Spending

How did your school system spend state & local dollars?¹

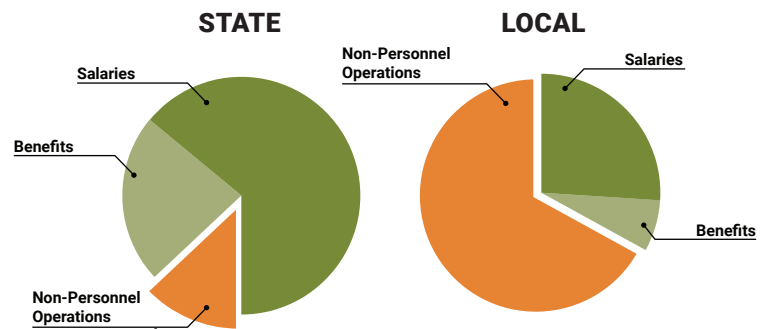
	STATE SPENDING ^{2,3}	LOCAL SPENDING ²
Salaries	\$2,777,572	\$237,197
Benefits	\$979,779	\$67,416
Non-Personnel Operations	\$561,008	\$618,904
TOTAL	\$4,318,359	\$923,517

¹ Revenues and expenditures may contain nominal variances due to rounding

² Does not include debt service or capital outlay

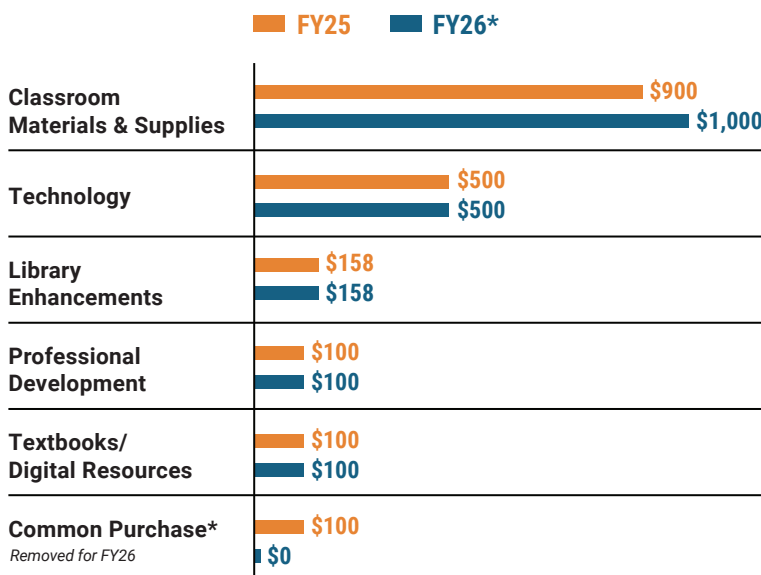
³ Includes 10-mill match

⁴ Such as utilities, operations & maintenance, etc.

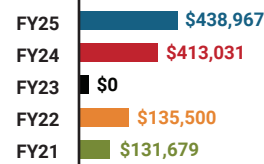


Only 13% of state funding is available
for non-personnel expenditures⁴

Instructional Support



Educational Advancement & Technology Fund⁵



⁵ These one-time supplemental funds may be used for repairs and deferred maintenance, capital outlay, classroom instructional supplies, insurance for facilities, transportation, technology and school safety. For FY23, there was no EAT allocation for school systems.

System Debt

TOTAL DEBT⁶
\$5,087,828

DEBT PER STUDENT
\$12,953

⁶ The debt totals in system audit reports may differ due to audit adjustments.



ALABAMA
ASSOCIATION OF
SCHOOL BOARDS

Sally Smith, J.D.
Executive Director

Tracey A. Meyer
Governmental Relations Coordinator

43 South Jackson Street
Montgomery, Alabama 36104

1-800-562-0601 | AlabamaSchoolBoards.org

@AlaSchoolBoards Facebook.com/AlabamaSchoolBoards