



LANETT CITY

SCHOOL SYSTEM SNAPSHOT: 2026 EDITION*

105 N Lanier Avenue | Lanett, AL 36863 | (334) 644-5900

Superintendent

Jennifer Boyd

Board Members

Gwen Harris-Brooks, Gail Holley, Myron Fears, Ashley Holloway, Leilani Rudd



\$846,745

Cost of One Month's
Operation/General Fund



9.57

Number of Months
Reserve Balance

By the Numbers



Schools¹ 3



Students/ADM² 919



Free & Reduced Lunch 74%
Community Eligibility Program 75%



Number of Route Buses³ 9
Buses 10 yrs. old or less 100%
Students Bused 566



Full-Time Employees 136
Teachers 68
Principals/
Assistant Principals 4
Counselors 3
Librarians 2
Other Certified Employees 6
Support Personnel 53

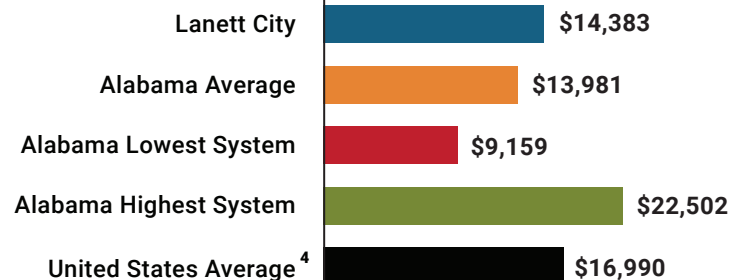
¹ Schools with enrollment, including Alternative and Career Technical Education

² Average Daily Membership (includes virtual students)

³ Data collected in 2024 and used for FY26 funding

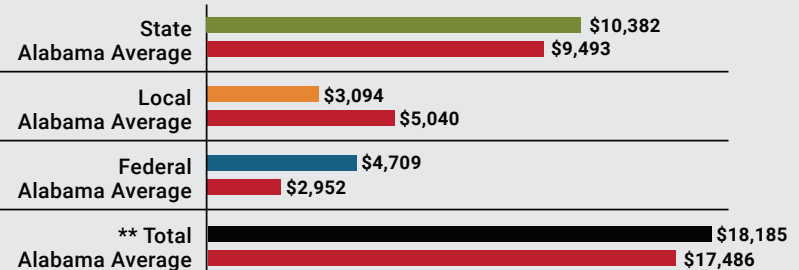
⁴ 2024-2025 NEA Rankings of the States

Total Per-Pupil Expenditures (PPE)



Per-Pupil Revenue Sources

Lanett City Revenue Sources



**Total Revenue Among 139 School Systems



53
STATE
RANK

100
LOCAL
RANK

26
FEDERAL
RANK

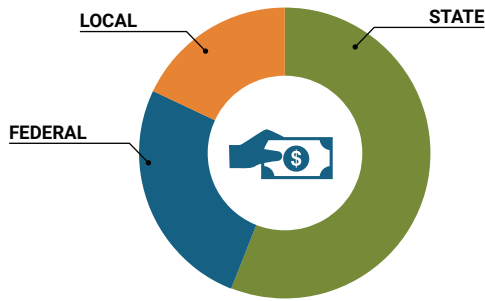
OVERALL SYSTEM RANK 50

LEAs with a substantial increase in reported ADM may show lower rankings since additional revenues reflecting those increases are not received until the following fiscal year. LEAs with a statewide virtual program may also be ranked lower overall due to state revenues received for increased ADM as compared to their local and federal revenue sources.

* THIS REPORT INCLUDES FISCAL YEAR 2024 DATA

School System Revenue

How was your school system funded?¹



\$9,539,865	STATE	56%
\$4,326,515	FEDERAL	26%
\$3,046,938	LOCAL	18%
\$458,050	Local 10-Mill Match	
\$2,588,888	AVAILABLE LOCAL REVENUE	

VALUE OF 1-MILL
For Your School System

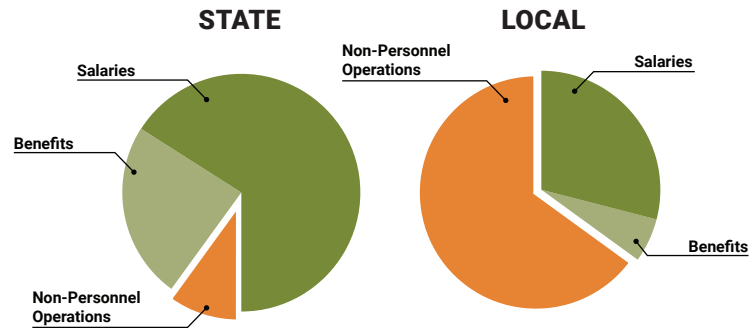
\$45,805

School System Spending

How did your school system spend state & local dollars?¹

	STATE SPENDING ^{2,3}	LOCAL SPENDING ²
Salaries	\$5,555,270	\$338,465
Benefits	\$2,076,085	\$72,691
Non-Personnel Operations	\$805,286	\$761,199
TOTAL	\$8,436,642	\$1,172,355

- ¹ Revenues and expenditures may contain nominal variances due to rounding
² Does not include debt service or capital outlay
³ Includes 10-mill match
⁴ Such as utilities, operations & maintenance, etc.



Only 10% of state funding is available for non-personnel expenditures⁴

Instructional Support



Educational Advancement & Technology Fund⁵

FY25	\$1,026,845
FY24	\$924,690
FY23	\$0
FY22	\$267,133
FY21	\$257,470

⁵ These one-time supplemental funds may be used for repairs and deferred maintenance, capital outlay, classroom instructional supplies, insurance for facilities, transportation, technology and school safety. For FY23, there was no EAT allocation for school systems.

System Debt

TOTAL DEBT⁶	DEBT PER STUDENT
\$17,868	\$19

⁶ The debt totals in system audit reports may differ due to audit adjustments.



ALABAMA
ASSOCIATION OF
SCHOOL BOARDS

Sally Smith, J.D.
Executive Director

Tracey A. Meyer
Governmental Relations Coordinator

43 South Jackson Street
Montgomery, Alabama 36104

1-800-562-0601 | AlabamaSchoolBoards.org

@AlaSchoolBoards Facebook.com/AlabamaSchoolBoards