



HUNTSVILLE CITY

SCHOOL SYSTEM SNAPSHOT: 2026 EDITION*

PO Box 1256 | Huntsville, AL 35807 | (256) 428-6810

Superintendent

Dr. Clarence Sutton

Board Members

Carlos Mathews, Ryan Renaud, Chaundra Jones, Holly McCarty, Andrea Alvarez



\$25,311,069

Cost of One Month's
Operation/General Fund



5.13

Number of Months
Reserve Balance

By the Numbers



Schools¹..... 44



Students/ADM²..... 22,624



Free & Reduced Lunch..... 55%

Community Eligibility Program..... 58%



Number of Route Buses³..... 134

Buses 10 yrs. old or less..... **100%**

Students Bused..... **6,125**



Full-Time Employees..... 2,799

Teachers..... **1,538**

Principals/
Assistant Principals..... **91**

Counselors..... **58**

Librarians..... **42**

Other Certified Employees..... **177**

Support Personnel..... **893**

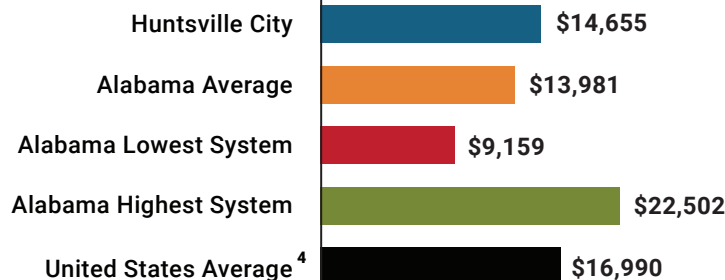
¹ Schools with enrollment, including Alternative and Career Technical Education

² Average Daily Membership (includes virtual students)

³ Data collected in 2024 and used for FY26 funding

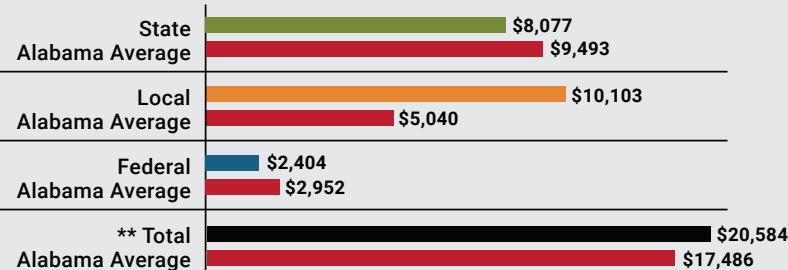
⁴ 2024-2025 NEA Rankings of the States

Total Per-Pupil Expenditures (PPE)



Per-Pupil Revenue Sources

Huntsville City Revenue Sources



**Total Revenue Among 139 School Systems



133
STATE
RANK

4
LOCAL
RANK

90
FEDERAL
RANK

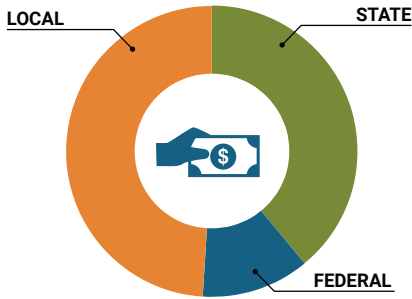
OVERALL SYSTEM RANK 22

LEAs with a substantial increase in reported ADM may show lower rankings since additional revenues reflecting those increases are not received until the following fiscal year. LEAs with a statewide virtual program may also be ranked lower overall due to state revenues received for increased ADM as compared to their local and federal revenue sources.

* THIS REPORT INCLUDES FISCAL YEAR 2024 DATA

School System Revenue

How was your school system funded?¹



\$182,730,431	STATE	39%
\$54,391,030	FEDERAL	12%
\$234,702,004	LOCAL	50%
— \$34,185,050	Local 10-Mill Match	
\$200,516,954	AVAILABLE LOCAL REVENUE	

VALUE OF 1-MILL
For Your School System

\$3,418,505

School System Spending

How did your school system spend state & local dollars?¹

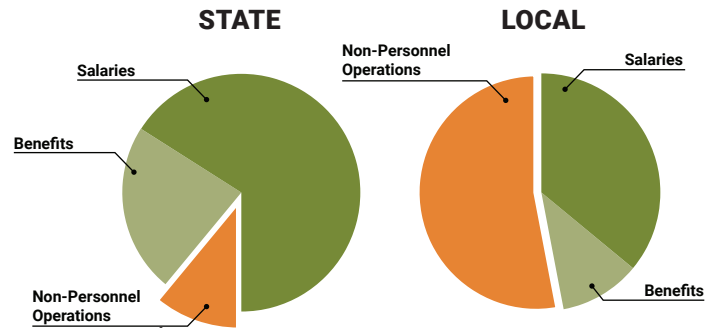
	STATE SPENDING ^{2,3}	LOCAL SPENDING ²
Salaries	\$118,534,238	\$38,592,192
Benefits	\$42,033,970	\$11,969,141
Non-Personnel Operations	\$18,357,348	\$56,274,564
TOTAL	\$178,925,556	\$106,835,896

¹ Revenues and expenditures may contain nominal variances due to rounding

² Does not include debt service or capital outlay

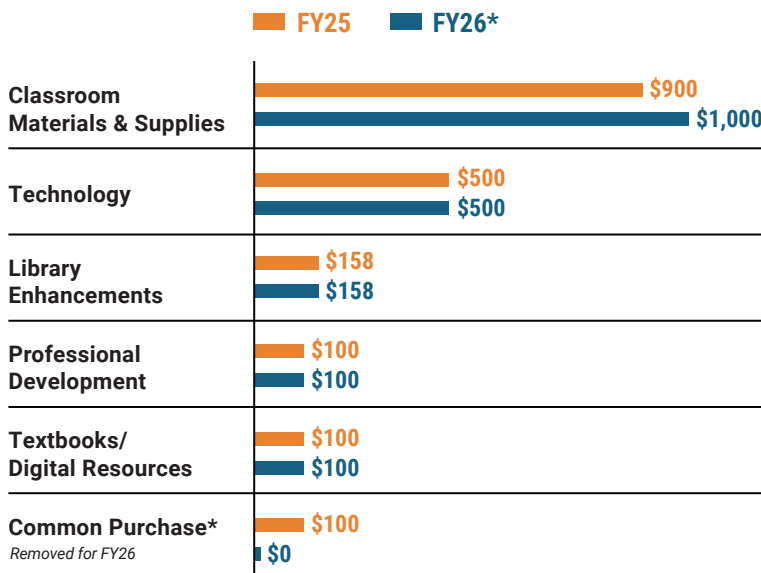
³ Includes 10-mill match

⁴ Such as utilities, operations & maintenance, etc.

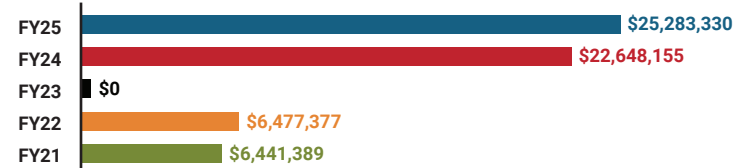


**Only 10% of state funding is available
for non-personnel expenditures⁴**

Instructional Support



Educational Advancement & Technology Fund⁵



⁵ These one-time supplemental funds may be used for repairs and deferred maintenance, capital outlay, classroom instructional supplies, insurance for facilities, transportation, technology and school safety. For FY23, there was no EAT allocation for school systems.

System Debt

TOTAL DEBT⁶	DEBT PER STUDENT
\$51,659,830	\$2,283

⁶ The debt totals in system audit reports may differ due to audit adjustments.



ALABAMA
ASSOCIATION OF
SCHOOL BOARDS

Sally Smith, J.D.
Executive Director

Tracey A. Meyer
Governmental Relations Coordinator

43 South Jackson Street
Montgomery, Alabama 36104

1-800-562-0601 | AlabamaSchoolBoards.org

[@AlaSchoolBoards](https://twitter.com/AlaSchoolBoards) [Facebook.com/AlabamaSchoolBoards](https://facebook.com/AlabamaSchoolBoards)