



HARTSELLE CITY

SCHOOL SYSTEM SNAPSHOT: 2026 EDITION*
305 College Street NE | Hartselle, AL 35640 | (256) 773-5419

Superintendent

Dr. Holly Sutherland

Board Members

Daxton Maze, Anna Holland, Richie Nagel, Dana McCutcheon, Bruce Wilhite

\$3,658,791
Cost of One Month's
Operation/General Fund

3.98
Number of Months
Reserve Balance

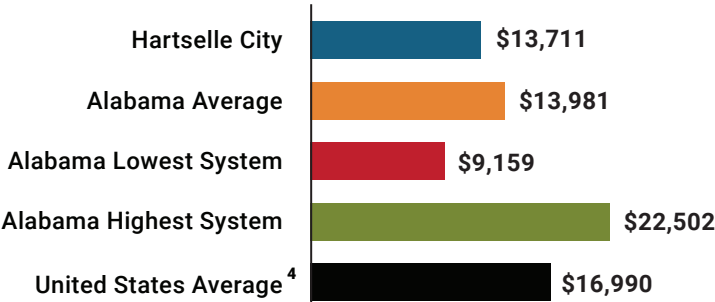
By the Numbers

	Schools ¹	6
	Students/ADM ²	3,469
	Free & Reduced Lunch	39%
	Community Eligibility Program	37%
	Number of Route Buses ³	24
	Buses 10 yrs. old or less	96%
	Students Bused	980
	Full-Time Employees	482
	Teachers	255
	Principals/ Assistant Principals	14
	Counselors	11
	Librarians	7
	Other Certified Employees	17
	Support Personnel	178

¹ Schools with enrollment, including Alternative and Career Technical Education
² Average Daily Membership (includes virtual students)
³ Data collected in 2024 and used for FY26 funding
⁴ 2024-2025 NEA Rankings of the States

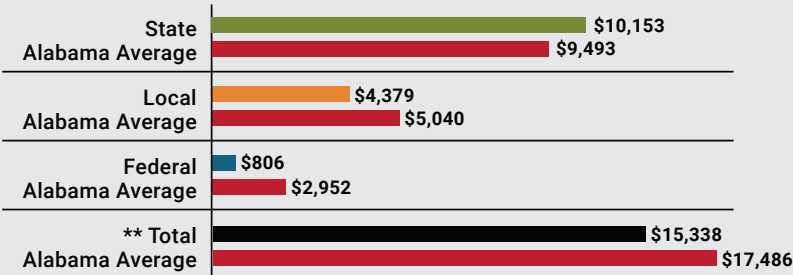
* THIS REPORT INCLUDES FISCAL YEAR 2024 DATA

Total Per-Pupil Expenditures
(PPE)



Per-Pupil Revenue Sources

Hartselle City Revenue Sources



**Total Revenue Among 139 School Systems



63

STATE

RANK

54

LOCAL

RANK

133

FEDERAL

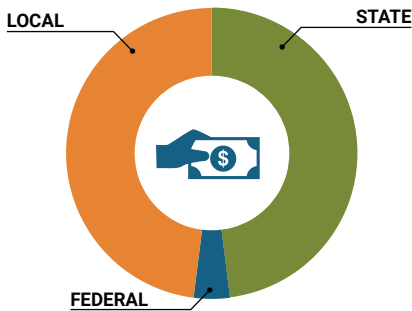
RANK

OVERALL SYSTEM RANK 118

LEAs with a substantial increase in reported ADM may show lower rankings since additional revenues reflecting those increases are not received until the following fiscal year. LEAs with a statewide virtual program may also be ranked lower overall due to state revenues received for increased ADM as compared to their local and federal revenue sources.

School System Revenue

How was your school system funded?¹



\$35,217,285	STATE	62%
\$2,797,014	FEDERAL	5%
\$19,004,827	LOCAL	54%
\$1,317,320	Local 10-Mill Match	
\$17,687,507	AVAILABLE LOCAL REVENUE	

VALUE OF 1-MILL
For Your School System

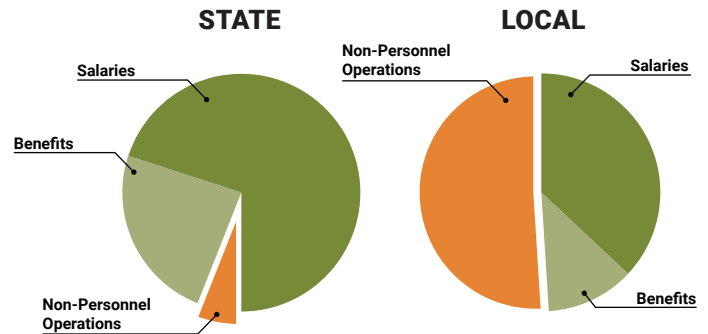
\$131,732

School System Spending

How did your school system spend state & local dollars?¹

	STATE SPENDING ^{2,3}	LOCAL SPENDING ²
Salaries	\$21,863,793	\$5,093,389
Benefits	\$7,527,912	\$1,592,407
Non-Personnel Operations	\$1,837,931	\$7,159,131
TOTAL	\$31,229,637	\$13,844,928

- ¹ Revenues and expenditures may contain nominal variances due to rounding
² Does not include debt service or capital outlay
³ Includes 10-mill match
⁴ Such as utilities, operations & maintenance, etc.

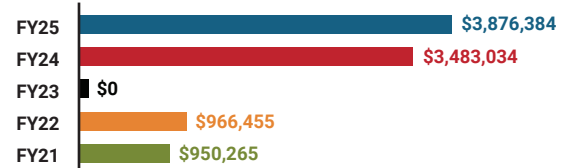


Only 6% of state funding is available for non-personnel expenditures⁴

Instructional Support



Educational Advancement & Technology Fund⁵



⁵ These one-time supplemental funds may be used for repairs and deferred maintenance, capital outlay, classroom instructional supplies, insurance for facilities, transportation, technology and school safety. For FY23, there was no EAT allocation for school systems.

System Debt

TOTAL DEBT⁶	DEBT PER STUDENT
\$26,577,300	\$7,662

⁶ The debt totals in system audit reports may differ due to audit adjustments.



ALABAMA
ASSOCIATION OF
SCHOOL BOARDS

Sally Smith, J.D.
Executive Director

Tracey A. Meyer
Governmental Relations Coordinator

43 South Jackson Street
Montgomery, Alabama 36104

1-800-562-0601 | AlabamaSchoolBoards.org

@AlaSchoolBoards Facebook.com/AlabamaSchoolBoards