



GADSDEN CITY

SCHOOL SYSTEM SNAPSHOT: 2026 EDITION*

PO Box 184 | Gadsden, AL 35902 | (256) 549-2903

Superintendent

Keith Blackwell

Board Members

William Allen Millican, Mark Dayton, Rev. Z Andre' Huff, Adrienne Reed, Nancy Stewart, Michael Haney, Areatha Smith



\$3,938,180

Cost of One Month's
Operation/General Fund



1.97

Number of Months
Reserve Balance

By the Numbers



Schools¹ 12



Students/ADM² 4,676



Free & Reduced Lunch 80%

Community Eligibility Program 80%



Number of Route Buses³ 17

Buses 10 yrs. old or less 0%

Students Bused 1,224



Full-Time Employees 690

Teachers 348

Principals/
Assistant Principals 23

Counselors 15

Librarians 11

Other Certified Employees 32

Support Personnel 261

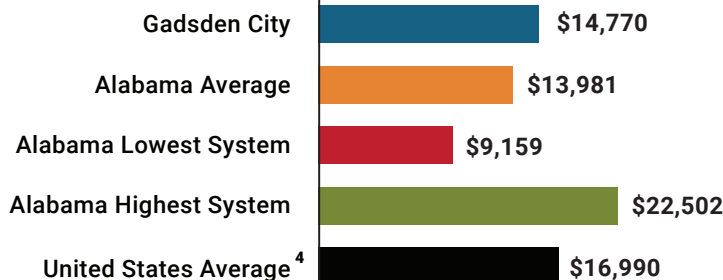
¹ Schools with enrollment, including Alternative and Career Technical Education

² Average Daily Membership (includes virtual students)

³ Data collected in 2024 and used for FY26 funding

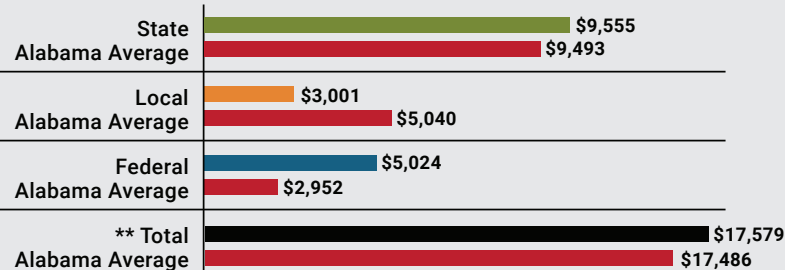
⁴ 2024-2025 NEA Rankings of the States

Total Per-Pupil Expenditures (PPE)



Per-Pupil Revenue Sources

Gadsden City Revenue Sources



**Total Revenue Among 139 School Systems



96
STATE
RANK

102
LOCAL
RANK

21
FEDERAL
RANK

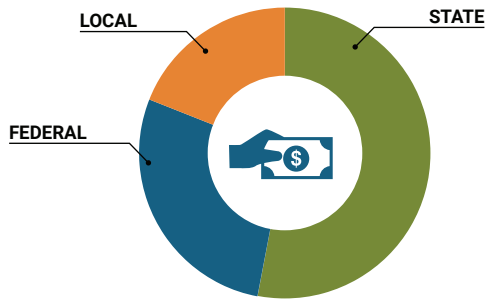
OVERALL SYSTEM RANK 65

LEAs with a substantial increase in reported ADM may show lower rankings since additional revenues reflecting those increases are not received until the following fiscal year. LEAs with a statewide virtual program may also be ranked lower overall due to state revenues received for increased ADM as compared to their local and federal revenue sources.

* THIS REPORT INCLUDES FISCAL YEAR 2024 DATA

School System Revenue

How was your school system funded?¹



\$44,678,735	STATE	53%
\$23,491,975	FEDERAL	28%
\$15,931,826	LOCAL	19%
— \$3,908,530	Local 10-Mill Match	
\$12,023,296	AVAILABLE LOCAL REVENUE	

VALUE OF 1-MILL
For Your School System

\$390,853

School System Spending

How did your school system spend state & local dollars?¹

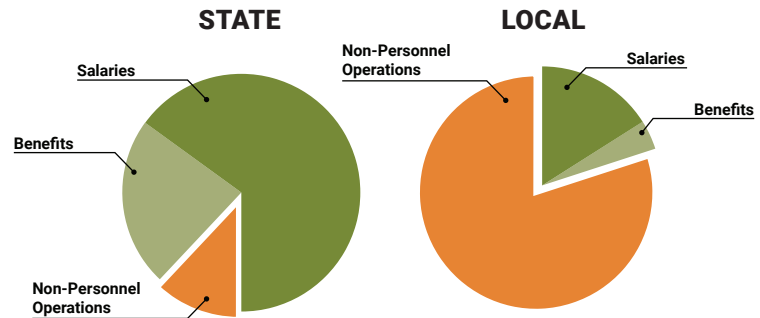
	STATE SPENDING ^{2,3}	LOCAL SPENDING ²
Salaries	\$27,690,144	\$1,265,024
Benefits	\$9,892,772	\$285,402
Non-Personnel Operations	\$4,939,685	\$6,156,210
TOTAL	\$42,522,600	\$7,706,636

¹ Revenues and expenditures may contain nominal variances due to rounding

² Does not include debt service or capital outlay

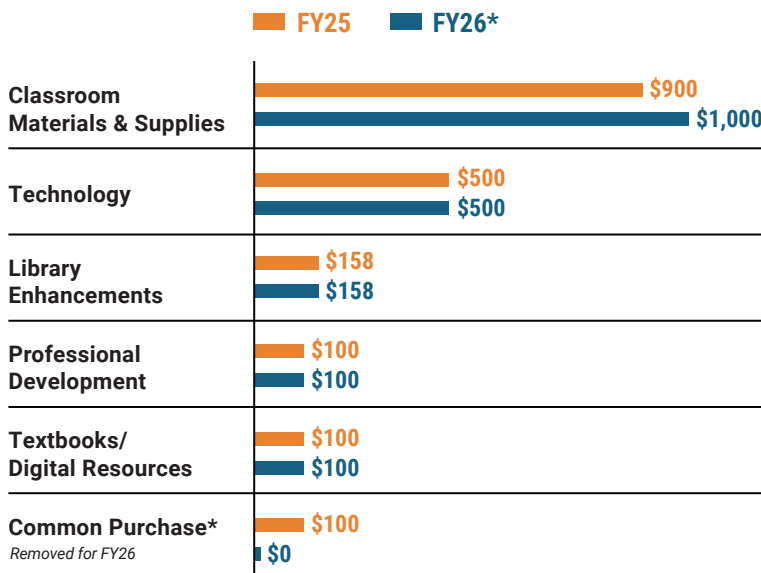
³ Includes 10-mill match

⁴ Such as utilities, operations & maintenance, etc.

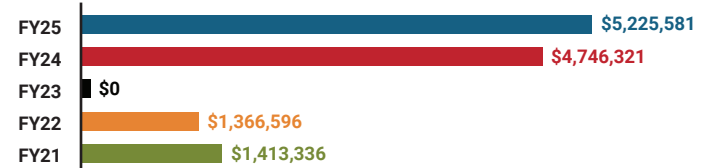


Only 12% of state funding is available
for non-personnel expenditures⁴

Instructional Support



Educational Advancement & Technology Fund⁵



⁵ These one-time supplemental funds may be used for repairs and deferred maintenance, capital outlay, classroom instructional supplies, insurance for facilities, transportation, technology and school safety. For FY23, there was no EAT allocation for school systems.

System Debt

TOTAL DEBT⁶	DEBT PER STUDENT
\$19,752,101	\$4,224

⁶ The debt totals in system audit reports may differ due to audit adjustments.



ALABAMA
ASSOCIATION OF
SCHOOL BOARDS

Sally Smith, J.D.
Executive Director

Tracey A. Meyer
Governmental Relations Coordinator

43 South Jackson Street
Montgomery, Alabama 36104

1-800-562-0601 | AlabamaSchoolBoards.org

@AlaSchoolBoards Facebook.com/AlabamaSchoolBoards