



FORT PAYNE CITY

SCHOOL SYSTEM SNAPSHOT: 2026 EDITION*
PO Box 681029 | Fort Payne, AL 35968 | (256) 845-0915

Superintendent

Brian Jett

Board Members

Carolyn Martin, Neal Baine, Randy McClung, Sharon Jones, Randy Bynum

\$3,095,169
Cost of One Month's
Operation/General Fund

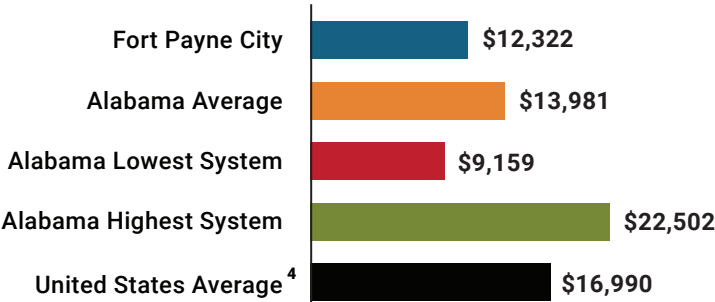
6.98
Number of Months
Reserve Balance

By the Numbers

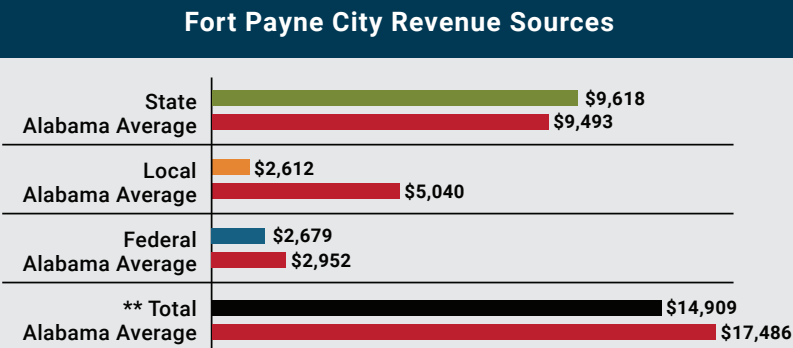
	Schools ¹	5
	Students/ADM ²	3,364
	Free & Reduced Lunch	67%
	Community Eligibility Program	68%
	Number of Route Buses ³	24
	Buses 10 yrs. old or less	88%
	Students Bused	1,923
	Full-Time Employees	426
	Teachers	242
	Principals/ Assistant Principals	11
	Counselors	8
	Librarians	4
	Other Certified Employees	15
	Support Personnel	146

¹ Schools with enrollment, including Alternative and Career Technical Education
² Average Daily Membership (includes virtual students)
³ Data collected in 2024 and used for FY26 funding
⁴ 2024-2025 NEA Rankings of the States

Total Per-Pupil Expenditures (PPE)



Per-Pupil Revenue Sources



**Total Revenue Among 139 School Systems



90
STATE
RANK

116
LOCAL
RANK

82
FEDERAL
RANK

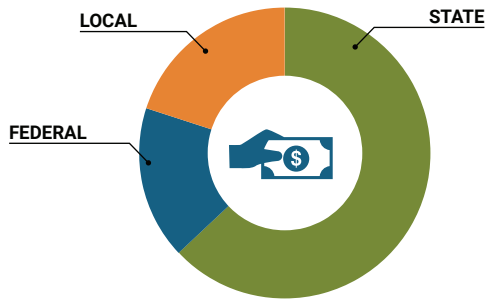
OVERALL SYSTEM RANK 126

LEAs with a substantial increase in reported ADM may show lower rankings since additional revenues reflecting those increases are not received until the following fiscal year. LEAs with a statewide virtual program may also be ranked lower overall due to state revenues received for increased ADM as compared to their local and federal revenue sources.

* THIS REPORT INCLUDES FISCAL YEAR 2024 DATA

School System Revenue

How was your school system funded?¹



\$32,356,634	STATE	63%
\$9,012,432	FEDERAL	17%
\$10,280,530	LOCAL	20%
— \$1,882,560	Local 10-Mill Match	
\$8,397,970	AVAILABLE LOCAL REVENUE	

VALUE OF 1-MILL
For Your School System

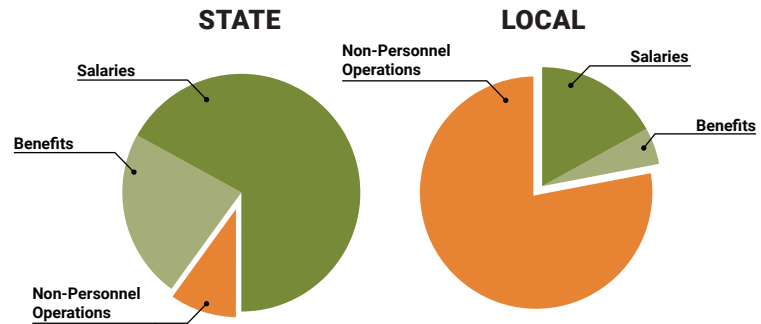
\$188,256

School System Spending

How did your school system spend state & local dollars?¹

	STATE SPENDING ^{2,3}	LOCAL SPENDING ²
Salaries	\$19,842,776	\$852,052
Benefits	\$6,951,832	\$235,060
Non-Personnel Operations	\$2,811,083	\$3,834,966
TOTAL	\$29,605,691	\$4,922,079

- ¹ Revenues and expenditures may contain nominal variances due to rounding
² Does not include debt service or capital outlay
³ Includes 10-mill match
⁴ Such as utilities, operations & maintenance, etc.

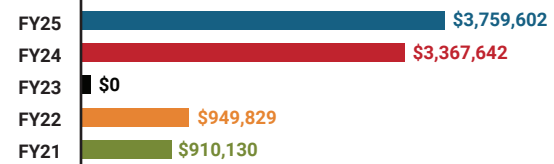


Only 9% of state funding is available for non-personnel expenditures⁴

Instructional Support



Educational Advancement & Technology Fund⁵



⁵ These one-time supplemental funds may be used for repairs and deferred maintenance, capital outlay, classroom instructional supplies, insurance for facilities, transportation, technology and school safety. For FY23, there was no EAT allocation for school systems.

System Debt

TOTAL DEBT⁶	DEBT PER STUDENT
\$0	\$0

⁶ The debt totals in system audit reports may differ due to audit adjustments.



ALABAMA
ASSOCIATION OF
SCHOOL BOARDS

Sally Smith, J.D.
Executive Director

Tracey A. Meyer
Governmental Relations Coordinator

43 South Jackson Street
Montgomery, Alabama 36104

1-800-562-0601 | AlabamaSchoolBoards.org

@AlaSchoolBoards Facebook.com/AlabamaSchoolBoards