



FLORENCE CITY

SCHOOL SYSTEM SNAPSHOT: 2026 EDITION\*  
PO Box 10 | Florence, AL 35631 | (256) 768-3015

Superintendent

Bill Hopkins (Interim)

Board Members

Vicky Kirkman, Tammie Haddock, Dr. Robert Griffin, Jennifer Spry, Casey Wilburn, Robin Thompson

**\$5,011,827**  
Cost of One Month's  
Operation/General Fund

**6.73**  
Number of Months  
Reserve Balance

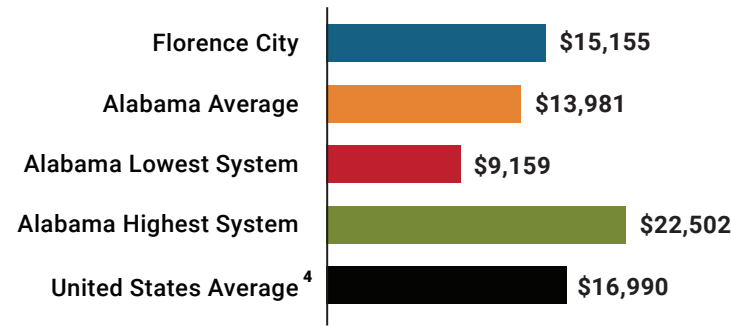
By the Numbers

	Schools <sup>1</sup>	8
	Students/ADM <sup>2</sup>	4,446
	Free & Reduced Lunch	63%
	Community Eligibility Program	63%
	Number of Route Buses <sup>3</sup>	36
	Buses 10 yrs. old or less	100%
	Students Bused	2,439
	Full-Time Employees	601
	Teachers	349
	Principals/ Assistant Principals	21
	Counselors	15
	Librarians	8
	Other Certified Employees	17
	Support Personnel	191

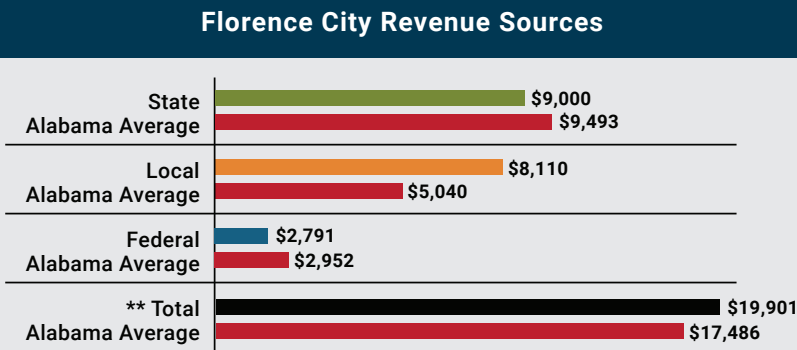
<sup>1</sup> Schools with enrollment, including Alternative and Career Technical Education  
<sup>2</sup> Average Daily Membership (includes virtual students)  
<sup>3</sup> Data collected in 2024 and used for FY26 funding  
<sup>4</sup> 2024-2025 NEA Rankings of the States

\* THIS REPORT INCLUDES FISCAL YEAR 2024 DATA

Total Per-Pupil Expenditures (PPE)



Per-Pupil Revenue Sources



\*\*Total Revenue Among 139 School Systems



119  
STATE  
RANK

12  
LOCAL  
RANK

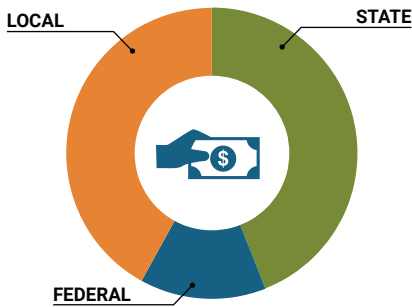
77  
FEDERAL  
RANK

OVERALL SYSTEM RANK 24

LEAs with a substantial increase in reported ADM may show lower rankings since additional revenues reflecting those increases are not received until the following fiscal year. LEAs with a statewide virtual program may also be ranked lower overall due to state revenues received for increased ADM as compared to their local and federal revenue sources.

## School System Revenue

How was your school system funded?<sup>1</sup>



\$40,018,539	STATE	44%
\$12,408,738	FEDERAL	14%
\$38,287,602	LOCAL	42%
— \$6,240,300	Local 10-Mill Match	
\$32,047,302	AVAILABLE LOCAL REVENUE	

VALUE OF 1-MILL  
For Your School System

\$624,030

## School System Spending

How did your school system spend state & local dollars?<sup>1</sup>

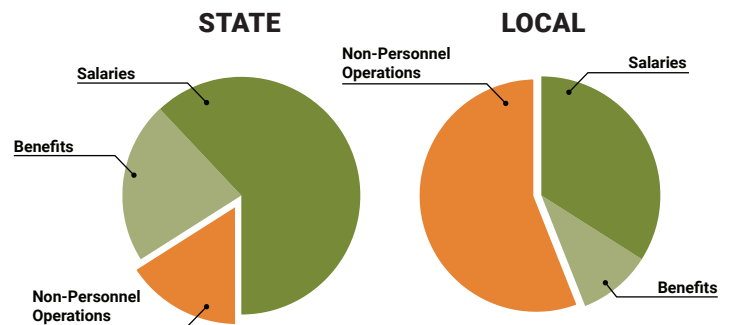
	STATE SPENDING <sup>2,3</sup>	LOCAL SPENDING <sup>2</sup>
Salaries	\$24,738,504	\$6,704,930
Benefits	\$8,532,591	\$1,979,122
Non-Personnel Operations	\$6,373,817	\$11,310,267
<b>TOTAL</b>	<b>\$39,644,912</b>	<b>\$19,994,319</b>

<sup>1</sup> Revenues and expenditures may contain nominal variances due to rounding

<sup>2</sup> Does not include debt service or capital outlay

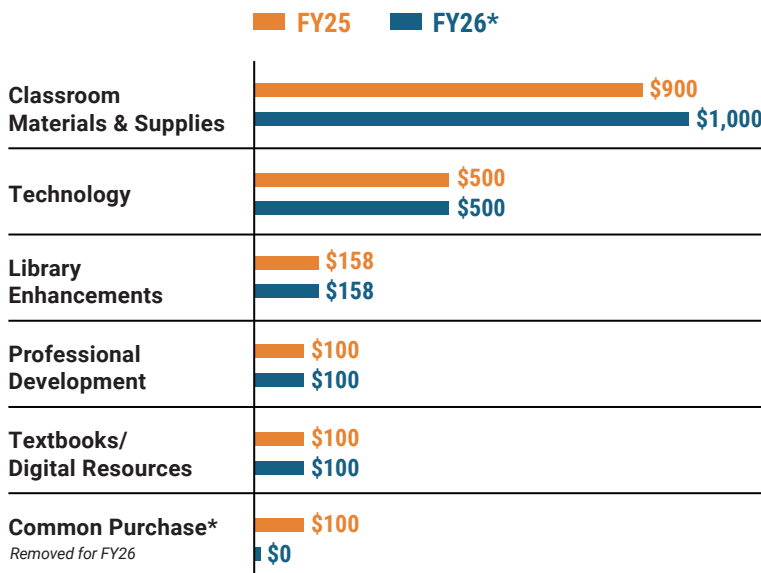
<sup>3</sup> Includes 10-mill match

<sup>4</sup> Such as utilities, operations & maintenance, etc.

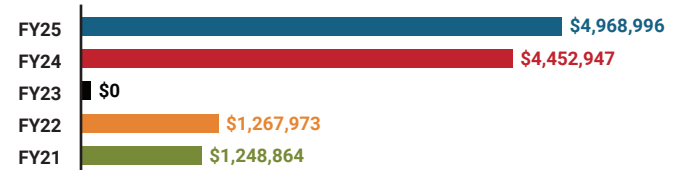


Only 16% of state funding is available  
for non-personnel expenditures<sup>4</sup>

## Instructional Support



## Educational Advancement & Technology Fund<sup>5</sup>



<sup>5</sup> These one-time supplemental funds may be used for repairs and deferred maintenance, capital outlay, classroom instructional supplies, insurance for facilities, transportation, technology and school safety. For FY23, there was no EAT allocation for school systems.

## System Debt

<b>TOTAL DEBT<sup>6</sup></b>	<b>DEBT PER STUDENT</b>
<b>\$53,952,789</b>	<b>\$12,134</b>

<sup>6</sup> The debt totals in system audit reports may differ due to audit adjustments.



ALABAMA  
ASSOCIATION OF  
SCHOOL BOARDS

Sally Smith, J.D.  
Executive Director

Tracey A. Meyer  
Governmental Relations Coordinator

43 South Jackson Street  
Montgomery, Alabama 36104

1-800-562-0601 | AlabamaSchoolBoards.org

@AlaSchoolBoards Facebook.com/AlabamaSchoolBoards