



ENTERPRISE CITY

SCHOOL SYSTEM SNAPSHOT: 2026 EDITION*

PO Box 311790 | Enterprise, AL 36331 | (334) 347-9531

Superintendent

Dr. Zel Thomas

Board Members

Marie Harrison, Keith Wood, Jennifer Boykins, Donald Weaver, Sean Buckner



\$5,612,281

Cost of One Month's
Operation/General Fund



8.12

Number of Months
Reserve Balance

By the Numbers



Schools¹ 10



Students/ADM² 6,396



Free & Reduced Lunch 53%

Community Eligibility Program 45%



Number of Route Buses³ 69

Buses 10 yrs. old or less 99%

Students Bused 3,624



Full-Time Employees 824

Teachers 415

Principals/
Assistant Principals 22

Counselors 14

Librarians 10

Other Certified Employees 31

Support Personnel 332

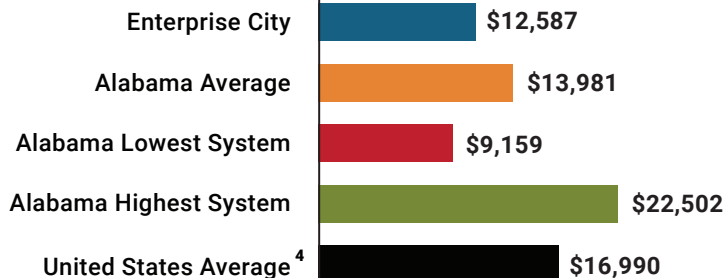
¹ Schools with enrollment, including Alternative and Career Technical Education

² Average Daily Membership (includes virtual students)

³ Data collected in 2024 and used for FY26 funding

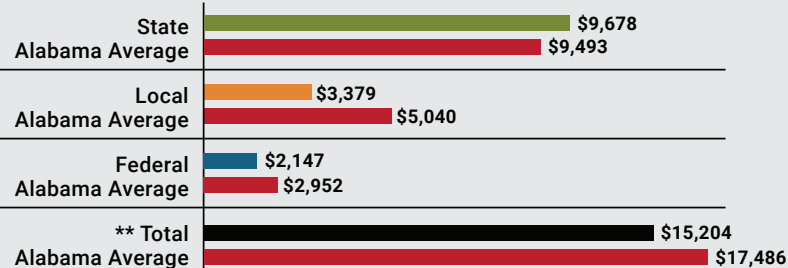
⁴ 2024-2025 NEA Rankings of the States

Total Per-Pupil Expenditures (PPE)



Per-Pupil Revenue Sources

Enterprise City Revenue Sources



**Total Revenue Among 139 School Systems



87
STATE
RANK

83
LOCAL
RANK

100
FEDERAL
RANK

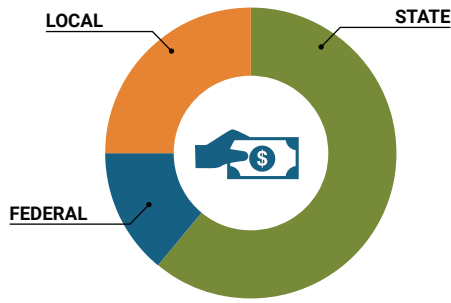
OVERALL SYSTEM RANK 122

LEAs with a substantial increase in reported ADM may show lower rankings since additional revenues reflecting those increases are not received until the following fiscal year. LEAs with a statewide virtual program may also be ranked lower overall due to state revenues received for increased ADM as compared to their local and federal revenue sources.

* THIS REPORT INCLUDES FISCAL YEAR 2024 DATA

School System Revenue

How was your school system funded?¹



\$61,903,280	STATE	61%
\$13,731,691	FEDERAL	14%
\$25,157,032	LOCAL	25%
— \$3,207,630	Local 10-Mill Match	
\$21,949,402	AVAILABLE LOCAL REVENUE	

VALUE OF 1-MILL
For Your School System

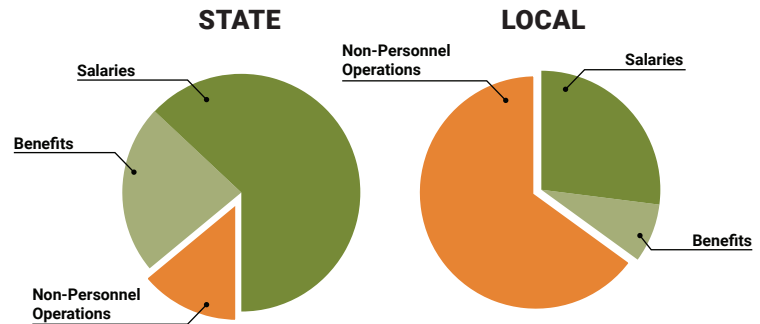
\$320,763

School System Spending

How did your school system spend state & local dollars?¹

	STATE SPENDING ^{2,3}	LOCAL SPENDING ²
Salaries	\$35,509,636	\$3,278,051
Benefits	\$13,167,492	\$981,480
Non-Personnel Operations	\$7,502,253	\$7,684,667
TOTAL	\$56,179,382	\$11,944,198

- ¹ Revenues and expenditures may contain nominal variances due to rounding
² Does not include debt service or capital outlay
³ Includes 10-mill match
⁴ Such as utilities, operations & maintenance, etc.

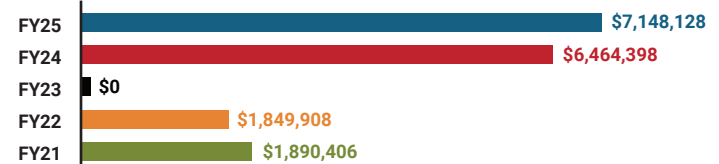


Only 13% of state funding is available
for non-personnel expenditures⁴

Instructional Support



Educational Advancement & Technology Fund⁵



⁵ These one-time supplemental funds may be used for repairs and deferred maintenance, capital outlay, classroom instructional supplies, insurance for facilities, transportation, technology and school safety. For FY23, there was no EAT allocation for school systems.

System Debt

TOTAL DEBT⁶	DEBT PER STUDENT
\$4,116,969	\$644

⁶ The debt totals in system audit reports may differ due to audit adjustments.



ALABAMA
ASSOCIATION OF
SCHOOL BOARDS

Sally Smith, J.D.
Executive Director

Tracey A. Meyer
Governmental Relations Coordinator

43 South Jackson Street
Montgomery, Alabama 36104

1-800-562-0601 | AlabamaSchoolBoards.org

@AlaSchoolBoards Facebook.com/AlabamaSchoolBoards