



# ELBA CITY

# SCHOOL SYSTEM SNAPSHOT: 2026 EDITION\*


131 Tiger Drive | Elba, AL 36323 | (334) 897-2801


Superintendent

Donny Powell







Board Members

Johnny Senn, Miranda Russell, Debra Clark, Kristy Astemborski, Deann Smith Grantham

 **\$626,370**  
Cost of One Month's  
Operation/General Fund

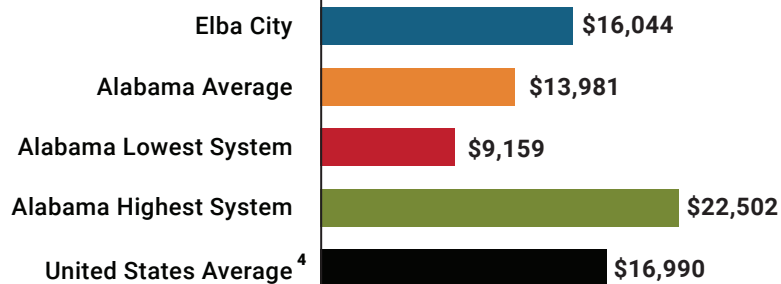
 **6.47**  
Number of Months  
Reserve Balance

## By the Numbers

 Schools <sup>1</sup>	3
 Students/ADM <sup>2</sup>	595
 Free & Reduced Lunch	78%
 Community Eligibility Program	78%
 Number of Route Buses <sup>3</sup>	5
Buses 10 yrs. old or less	60%
Students Bused	352
 Full-Time Employees	95
Teachers	51
Principals/ Assistant Principals	3
Counselors	2
Librarians	2
Other Certified Employees	3
Support Personnel	34

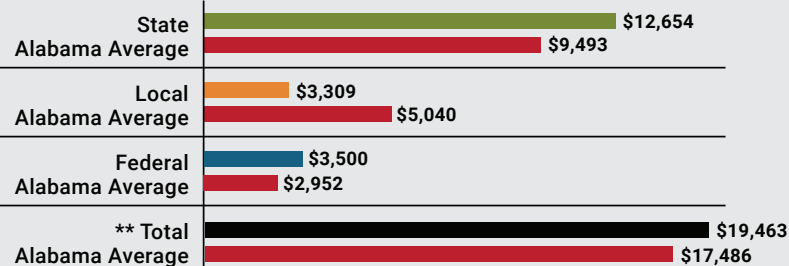
<sup>1</sup> Schools with enrollment, including Alternative and Career Technical Education  
<sup>2</sup> Average Daily Membership (includes virtual students)  
<sup>3</sup> Data collected in 2024 and used for FY26 funding  
<sup>4</sup> 2024-2025 NEA Rankings of the States

## Total Per-Pupil Expenditures (PPE)



## Per-Pupil Revenue Sources

### Elba City Revenue Sources



\*\*Total Revenue Among 139 School Systems



**7**  
STATE  
RANK

**89**  
LOCAL  
RANK

**48**  
FEDERAL  
RANK

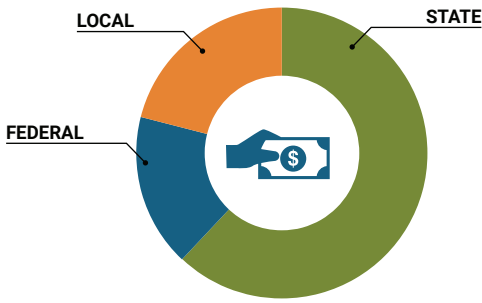
# OVERALL SYSTEM RANK 30

LEAs with a substantial increase in reported ADM may show lower rankings since additional revenues reflecting those increases are not received until the following fiscal year. LEAs with a statewide virtual program may also be ranked lower overall due to state revenues received for increased ADM as compared to their local and federal revenue sources.

\* THIS REPORT INCLUDES FISCAL YEAR 2024 DATA

# School System Revenue

## How was your school system funded?<sup>1</sup>



\$7,531,108	STATE	62%
\$2,082,907	FEDERAL	17%
\$2,477,547	LOCAL	20%
<b>\$285,490</b>	Local 10-Mill Match	
<b>\$2,192,057</b>	AVAILABLE LOCAL REVENUE	

### VALUE OF 1-MILL For Your School System

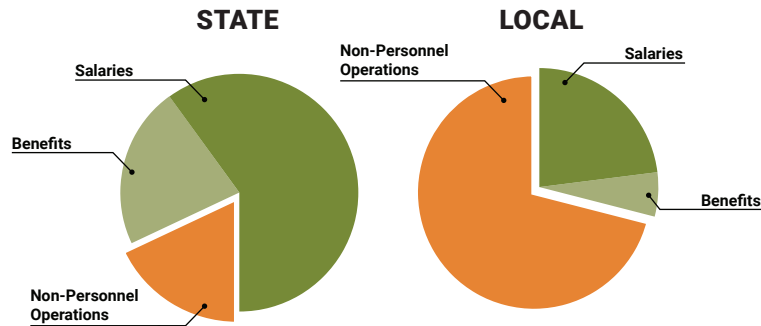
**\$28,549**

# School System Spending

## How did your school system spend state & local dollars?<sup>1</sup>

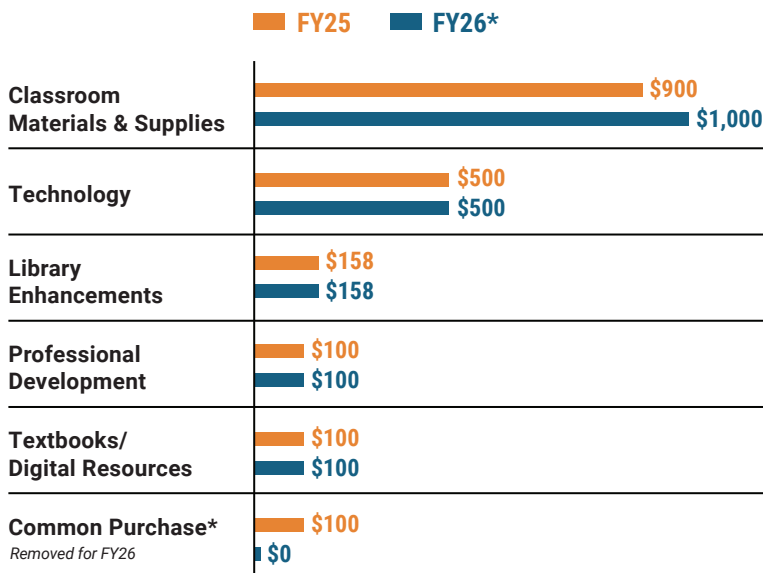
	STATE SPENDING <sup>2,3</sup>	LOCAL SPENDING <sup>2</sup>
Salaries	\$4,061,052	\$292,581
Benefits	\$1,443,386	\$81,021
Non-Personnel Operations	\$1,167,858	\$878,601
<b>TOTAL</b>	<b>\$6,672,295</b>	<b>\$1,252,203</b>

- <sup>1</sup> Revenues and expenditures may contain nominal variances due to rounding
- <sup>2</sup> Does not include debt service or capital outlay
- <sup>3</sup> Includes 10-mill match
- <sup>4</sup> Such as utilities, operations & maintenance, etc.

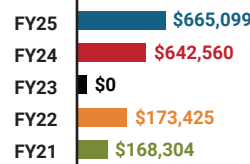


**Only 18% of state funding is available for non-personnel expenditures<sup>4</sup>**

# Instructional Support



# Educational Advancement & Technology Fund<sup>5</sup>



<sup>5</sup> These one-time supplemental funds may be used for repairs and deferred maintenance, capital outlay, classroom instructional supplies, insurance for facilities, transportation, technology and school safety. For FY23, there was no EAT allocation for school systems.

# System Debt

**TOTAL DEBT<sup>6</sup> \$775,081**      **DEBT PER STUDENT \$1,302**

<sup>6</sup> The debt totals in system audit reports may differ due to audit adjustments.



ALABAMA ASSOCIATION OF SCHOOL BOARDS

Sally Smith, J.D.  
Executive Director

Tracey A. Meyer  
Governmental Relations Coordinator

43 South Jackson Street  
Montgomery, Alabama 36104

1-800-562-0601 | AlabamaSchoolBoards.org

@AlaSchoolBoards Facebook.com/AlabamaSchoolBoards