



DEMOPOLIS CITY

SCHOOL SYSTEM SNAPSHOT: 2026 EDITION\*  
609 South Cedar Avenue | Demopolis, AL 36732 | (334) 289-1670

Superintendent

Dr. Adam Pugh

Board Members

James Hurst, Ben McCurdy, Dr. Aliquippa Allen, Betsy Stephens, Bobby Armstead

**\$1,997,632**  
Cost of One Month's  
Operation/General Fund

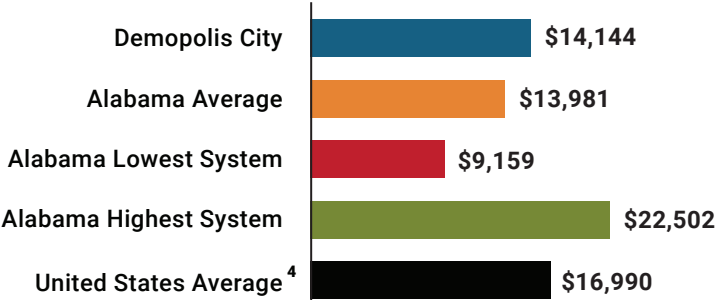
**5.24**  
Number of Months  
Reserve Balance

By the Numbers

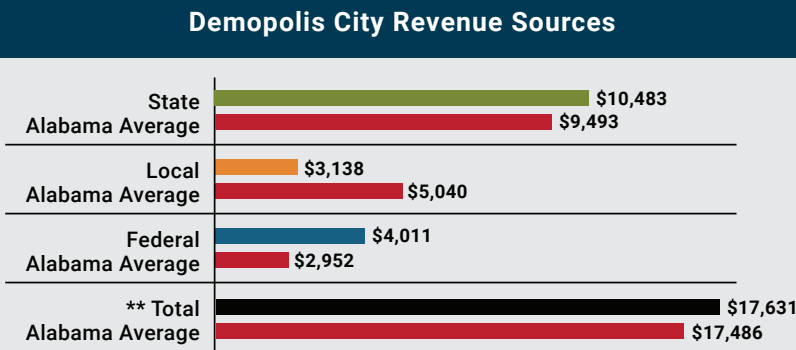
	Schools <sup>1</sup>	4
	Students/ADM <sup>2</sup>	1,939
	Free & Reduced Lunch	66%
	Community Eligibility Program	67%
	Number of Route Buses <sup>3</sup>	2
	Buses 10 yrs. old or less	100%
	Students Bused	48
	Full-Time Employees	260
	Teachers	142
	Principals/ Assistant Principals	10
	Counselors	5
	Librarians	4
	Other Certified Employees	10
	Support Personnel	89

<sup>1</sup> Schools with enrollment, including Alternative and Career Technical Education  
<sup>2</sup> Average Daily Membership (includes virtual students)  
<sup>3</sup> Data collected in 2024 and used for FY26 funding  
<sup>4</sup> 2024-2025 NEA Rankings of the States

Total Per-Pupil Expenditures (PPE)



Per-Pupil Revenue Sources



\*\*Total Revenue Among 139 School Systems



47  
STATE  
RANK

99  
LOCAL  
RANK

37  
FEDERAL  
RANK

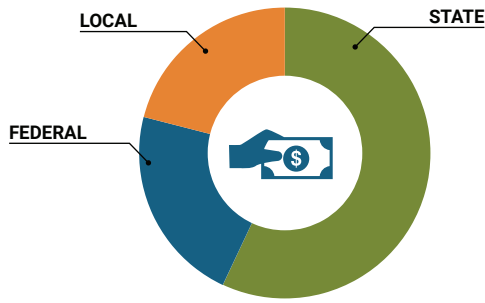
OVERALL SYSTEM RANK 59

LEAs with a substantial increase in reported ADM may show lower rankings since additional revenues reflecting those increases are not received until the following fiscal year. LEAs with a statewide virtual program may also be ranked lower overall due to state revenues received for increased ADM as compared to their local and federal revenue sources.

\* THIS REPORT INCLUDES FISCAL YEAR 2024 DATA

## School System Revenue

How was your school system funded?<sup>1</sup>



\$20,328,006 STATE 57%

\$7,777,922 FEDERAL 22%

\$7,594,997 LOCAL 21%

— \$1,033,520

\$6,561,477 AVAILABLE LOCAL REVENUE

Local 10-Mill Match

VALUE OF 1-MILL  
For Your School System

\$103,352

## School System Spending

How did your school system spend state & local dollars?<sup>1</sup>

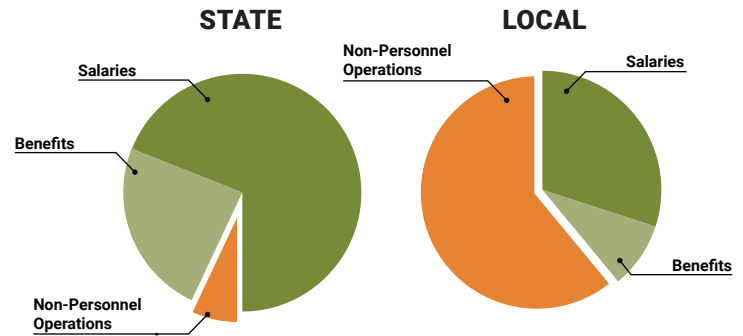
	STATE SPENDING <sup>2,3</sup>	LOCAL SPENDING <sup>2</sup>
Salaries	\$11,253,082	\$1,498,293
Benefits	\$3,964,037	\$438,352
Non-Personnel Operations	\$1,005,098	\$3,126,013
<b>TOTAL</b>	<b>\$16,222,217</b>	<b>\$5,062,659</b>

<sup>1</sup> Revenues and expenditures may contain nominal variances due to rounding

<sup>2</sup> Does not include debt service or capital outlay

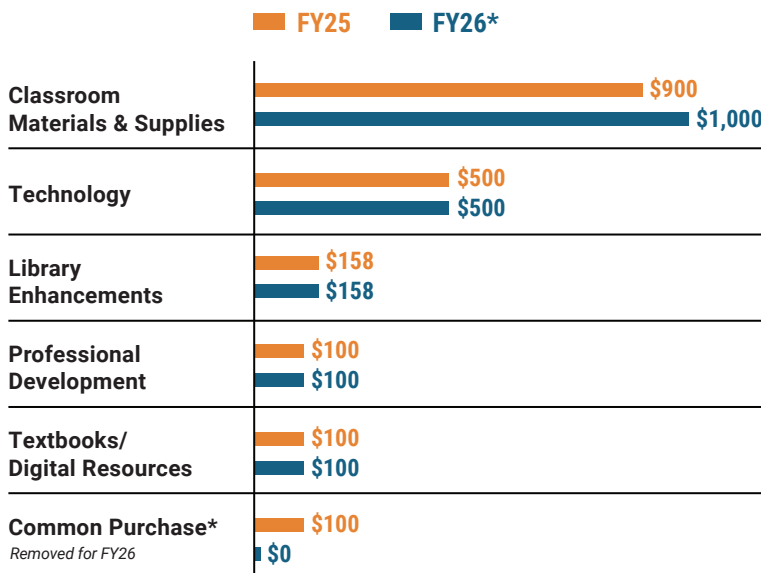
<sup>3</sup> Includes 10-mill match

<sup>4</sup> Such as utilities, operations & maintenance, etc.

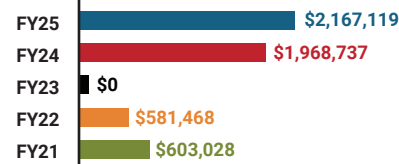


Only 6% of state funding is available  
for non-personnel expenditures<sup>4</sup>

## Instructional Support



## Educational Advancement & Technology Fund<sup>5</sup>



<sup>5</sup> These one-time supplemental funds may be used for repairs and deferred maintenance, capital outlay, classroom instructional supplies, insurance for facilities, transportation, technology and school safety. For FY23, there was no EAT allocation for school systems.

## System Debt

**TOTAL DEBT<sup>6</sup>** \$4,050,507  
**DEBT PER STUDENT** \$2,089

<sup>6</sup> The debt totals in system audit reports may differ due to audit adjustments.



ALABAMA  
ASSOCIATION OF  
SCHOOL BOARDS

Sally Smith, J.D.  
Executive Director

Tracey A. Meyer  
Governmental Relations Coordinator

43 South Jackson Street  
Montgomery, Alabama 36104

1-800-562-0601 | [AlabamaSchoolBoards.org](http://AlabamaSchoolBoards.org)

@AlaSchoolBoards Facebook.com/AlabamaSchoolBoards