



DALEVILLE CITY

SCHOOL SYSTEM SNAPSHOT: 2026 EDITION*

626 N Daleville Avenue | Daleville, AL 36322 | (334) 598-2456

Superintendent	Joshua Robertson
Board Members	Johnny Buchanan, Steve Kirkland, Richard McLin, Lynne McWilliams, Angelia Filmore

\$998,823
Cost of One Month's
Operation/General Fund

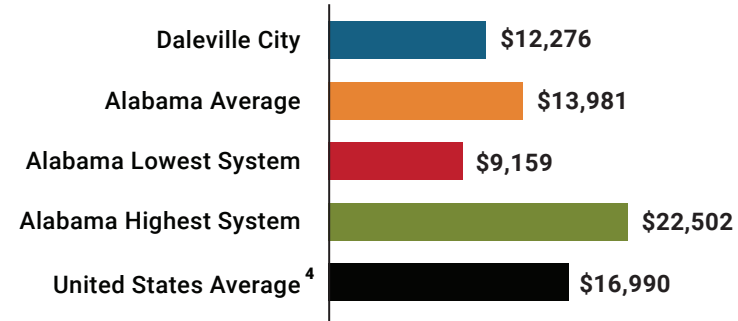
5.46
Number of Months
Reserve Balance

By the Numbers

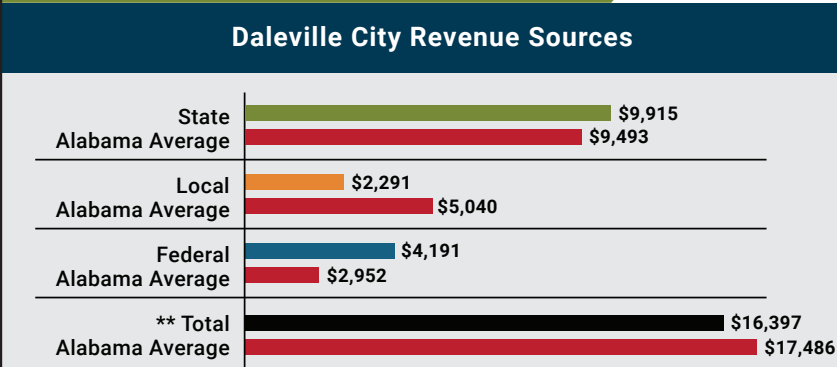
	Schools ¹	3
	Students/ADM ²	1,161
	Free & Reduced Lunch	78%
	Community Eligibility Program	80%
	Number of Route Buses ³	15
	Buses 10 yrs. old or less	93%
	Students Bused	542
	Full-Time Employees	148
	Teachers	72
	Principals/ Assistant Principals	6
	Counselors	3
	Librarians	3
	Other Certified Employees	8
	Support Personnel	56

¹ Schools with enrollment, including Alternative and Career Technical Education
² Average Daily Membership (includes virtual students)
³ Data collected in 2024 and used for FY26 funding
⁴ 2024-2025 NEA Rankings of the States

Total Per-Pupil Expenditures (PPE)



Per-Pupil Revenue Sources



**Total Revenue Among 139 School Systems



73
STATE
RANK

125
LOCAL
RANK

32
FEDERAL
RANK

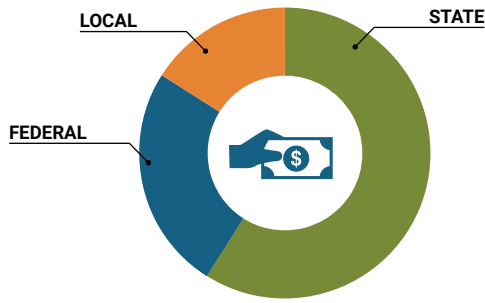
OVERALL SYSTEM RANK 97

LEAs with a substantial increase in reported ADM may show lower rankings since additional revenues reflecting those increases are not received until the following fiscal year. LEAs with a statewide virtual program may also be ranked lower overall due to state revenues received for increased ADM as compared to their local and federal revenue sources.

* THIS REPORT INCLUDES FISCAL YEAR 2024 DATA

School System Revenue

How was your school system funded?¹



\$11,511,680	STATE	59%
\$4,865,317	FEDERAL	25%
\$2,984,600	LOCAL	15%
\$610,790	Local 10-Mill Match	
\$2,373,810	AVAILABLE LOCAL REVENUE	

VALUE OF 1-MILL
For Your School System

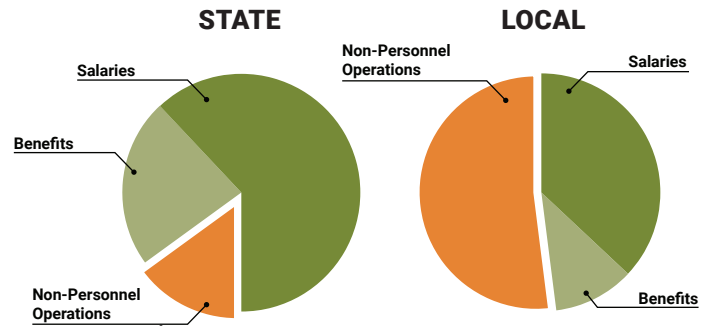
\$61,079

School System Spending

How did your school system spend state & local dollars?¹

	STATE SPENDING ^{2,3}	LOCAL SPENDING ²
Salaries	\$6,411,137	\$476,268
Benefits	\$2,319,249	\$141,352
Non-Personnel Operations	\$1,557,915	\$661,627
TOTAL	\$10,288,302	\$1,279,247

- ¹ Revenues and expenditures may contain nominal variances due to rounding
² Does not include debt service or capital outlay
³ Includes 10-mill match
⁴ Such as utilities, operations & maintenance, etc.



Only 15% of state funding is available for non-personnel expenditures⁴

Instructional Support



Educational Advancement & Technology Fund⁵

FY25	\$1,297,455
FY24	\$1,094,892
FY23	\$0
FY22	\$307,268
FY21	\$307,814

⁵ These one-time supplemental funds may be used for repairs and deferred maintenance, capital outlay, classroom instructional supplies, insurance for facilities, transportation, technology and school safety. For FY23, there was no EAT allocation for school systems.

System Debt

TOTAL DEBT⁶	DEBT PER STUDENT
\$6,371,488	\$5,488

⁶ The debt totals in system audit reports may differ due to audit adjustments.



ALABAMA
ASSOCIATION OF
SCHOOL BOARDS

Sally Smith, J.D.
Executive Director

Tracey A. Meyer
Governmental Relations Coordinator

43 South Jackson Street
Montgomery, Alabama 36104

1-800-562-0601 | AlabamaSchoolBoards.org

@AlaSchoolBoards Facebook.com/AlabamaSchoolBoards