



CHICKASAW CITY

SCHOOL SYSTEM SNAPSHOT: 2026 EDITION*
PO Box 11493 | Chickasaw, AL 36611 | (251) 452-2256

Superintendent

Jodie McPherson

Board Members

Lynn Briscoe, Jenny Parker, Tim Wallace, Elizabeth Grizzle, Chris Hanson

\$2,092,946
Cost of One Month's
Operation/General Fund

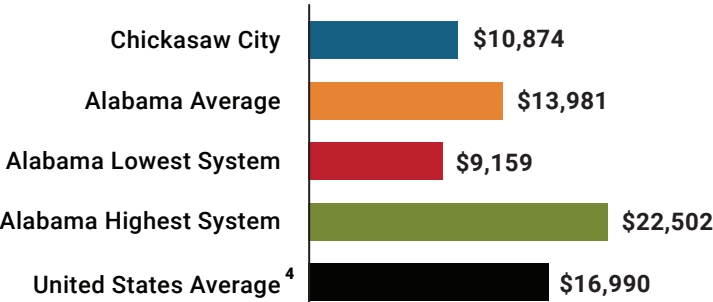
3.90
Number of Months
Reserve Balance

By the Numbers

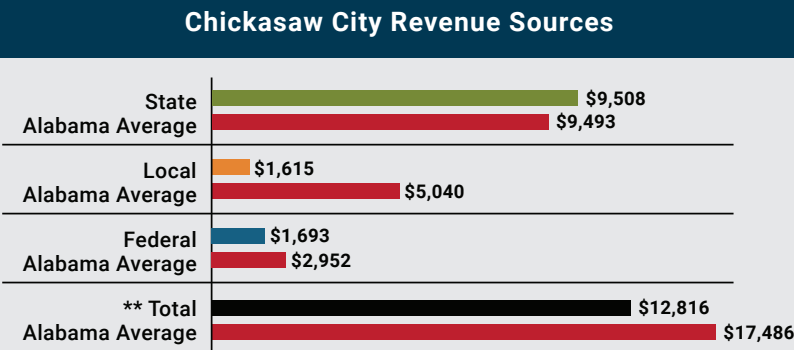
	Schools ¹	4
	Students/ADM ²	2,470
	Free & Reduced Lunch	82%
	Community Eligibility Program	92%
	Number of Route Buses ³	7
	Buses 10 yrs. old or less	71%
	Students Bused	540
	Full-Time Employees	165
	Teachers	75
	Principals/ Assistant Principals	5
	Counselors	5
	Librarians	2
	Other Certified Employees	9
	Support Personnel	69

¹ Schools with enrollment, including Alternative and Career Technical Education
² Average Daily Membership (includes virtual students)
³ Data collected in 2024 and used for FY26 funding
⁴ 2024-2025 NEA Rankings of the States

Total Per-Pupil Expenditures (PPE)



Per-Pupil Revenue Sources



**Total Revenue Among 139 School Systems



97
STATE
RANK

137
LOCAL
RANK

115
FEDERAL
RANK

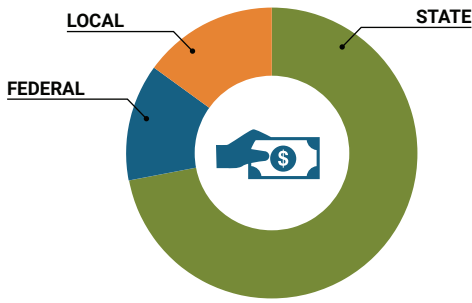
OVERALL SYSTEM RANK 137

LEAs with a substantial increase in reported ADM may show lower rankings since additional revenues reflecting those increases are not received until the following fiscal year. LEAs with a statewide virtual program may also be ranked lower overall due to state revenues received for increased ADM as compared to their local and federal revenue sources.

* THIS REPORT INCLUDES FISCAL YEAR 2024 DATA

School System Revenue

How was your school system funded?¹



\$23,485,016	STATE	72%
\$4,182,950	FEDERAL	13%
\$4,878,999	LOCAL	15%
\$501,340	Local 10-Mill Match	
\$4,377,659	AVAILABLE LOCAL REVENUE	

VALUE OF 1-MILL
For Your School System

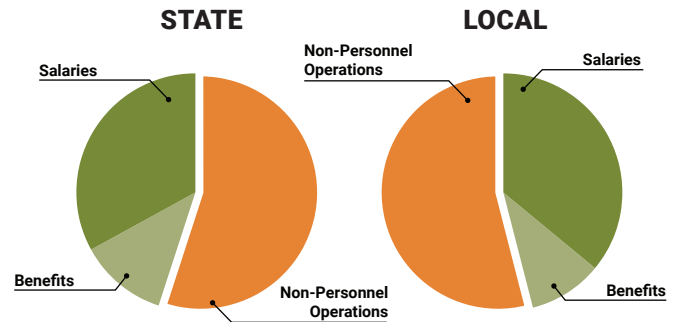
\$50,134

School System Spending

How did your school system spend state & local dollars?¹

	STATE SPENDING ^{2,3}	LOCAL SPENDING ²
Salaries	\$6,686,256	\$1,182,952
Benefits	\$2,404,504	\$340,067
Non-Personnel Operations	\$11,470,326	\$1,795,775
TOTAL	\$20,561,086	\$3,318,795

- ¹ Revenues and expenditures may contain nominal variances due to rounding
² Does not include debt service or capital outlay
³ Includes 10-mill match
⁴ Such as utilities, operations & maintenance, etc.



Only 56% of state funding is available for non-personnel expenditures⁴

Instructional Support



Educational Advancement & Technology Fund⁵

FY25	\$2,760,472
FY24	\$2,475,064
FY23	\$0
FY22	\$762,271
FY21	\$375,206

⁵ These one-time supplemental funds may be used for repairs and deferred maintenance, capital outlay, classroom instructional supplies, insurance for facilities, transportation, technology and school safety. For FY23, there was no EAT allocation for school systems.

System Debt

TOTAL DEBT⁶	DEBT PER STUDENT
\$5,345,016	\$2,164

⁶ The debt totals in system audit reports may differ due to audit adjustments.



ALABAMA
ASSOCIATION OF
SCHOOL BOARDS

Sally Smith, J.D.
Executive Director

Tracey A. Meyer
Governmental Relations Coordinator

43 South Jackson Street
Montgomery, Alabama 36104

1-800-562-0601 | AlabamaSchoolBoards.org

@AlaSchoolBoards Facebook.com/AlabamaSchoolBoards