



BIRMINGHAM CITY

SCHOOL SYSTEM SNAPSHOT: 2026 EDITION*
2015 Park Place N | Birmingham, AL 35203 | (205) 231-4220

Superintendent

Dr. Mark Sullivan

Board Members

Sherman Collins, Mary Boehm, Neonta Williams, Leticia Watkins, Derrick Billups, James Sullivan, Walter Wilson, A. Bernard Womack, Yamika Foy

\$24,254,100
Cost of One Month's
Operation/General Fund

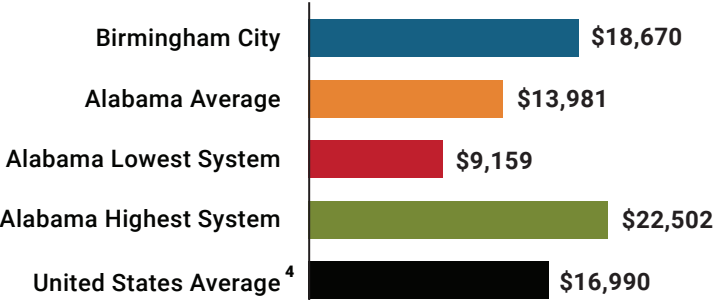
8.68
Number of Months
Reserve Balance

By the Numbers

	Schools ¹	43
	Students/ADM ²	19,640
	Free & Reduced Lunch	87%
	Community Eligibility Program	87%
	Number of Route Buses ³	110
	Buses 10 yrs. old or less	91%
	Students Bused	3,364
	Full-Time Employees	2,696
	Teachers	1,421
	Principals/ Assistant Principals	98
	Counselors	61
	Librarians	43
	Other Certified Employees	153
	Support Personnel	920

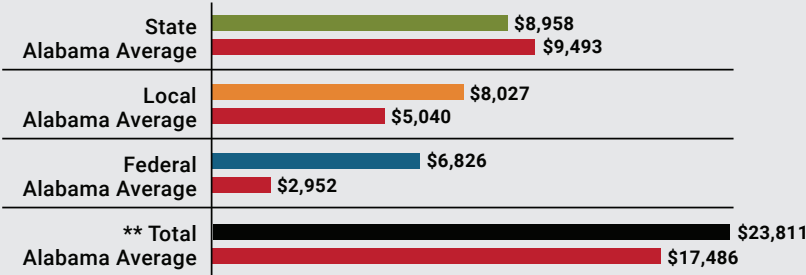
¹ Schools with enrollment, including Alternative and Career Technical Education
² Average Daily Membership (includes virtual students)
³ Data collected in 2024 and used for FY26 funding
⁴ 2024-2025 NEA Rankings of the States

Total Per-Pupil Expenditures
(PPE)



Per-Pupil Revenue Sources

Birmingham City Revenue Sources



**Total Revenue Among 139 School Systems



122

STATE

RANK

13

LOCAL

RANK

12

FEDERAL

RANK

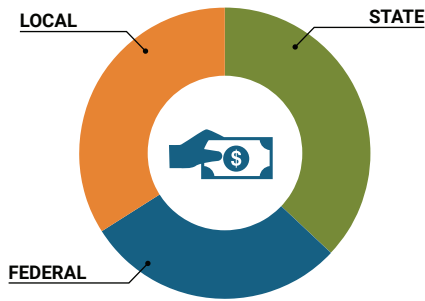
OVERALL SYSTEM RANK 11

LEAs with a substantial increase in reported ADM may show lower rankings since additional revenues reflecting those increases are not received until the following fiscal year. LEAs with a statewide virtual program may also be ranked lower overall due to state revenues received for increased ADM as compared to their local and federal revenue sources.

* THIS REPORT INCLUDES FISCAL YEAR 2024 DATA

School System Revenue

How was your school system funded?¹



\$175,940,801	STATE	37%
\$134,067,378	FEDERAL	29%
\$159,613,221	LOCAL	34%
— \$30,375,760	Local 10-Mill Match	
\$129,237,461	AVAILABLE LOCAL REVENUE	

VALUE OF 1-MILL
For Your School System

\$3,037,576

School System Spending

How did your school system spend state & local dollars?¹

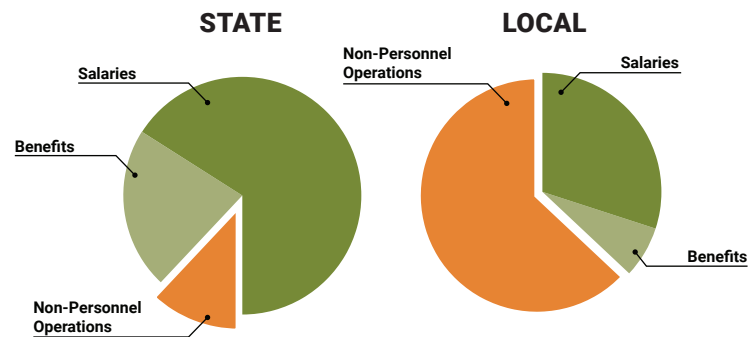
	STATE SPENDING ^{2,3}	LOCAL SPENDING ²
Salaries	\$114,575,808	\$30,851,601
Benefits	\$38,729,117	\$7,742,457
Non-Personnel Operations	\$20,732,650	\$66,916,879
TOTAL	\$174,037,575	\$105,510,937

¹ Revenues and expenditures may contain nominal variances due to rounding

² Does not include debt service or capital outlay

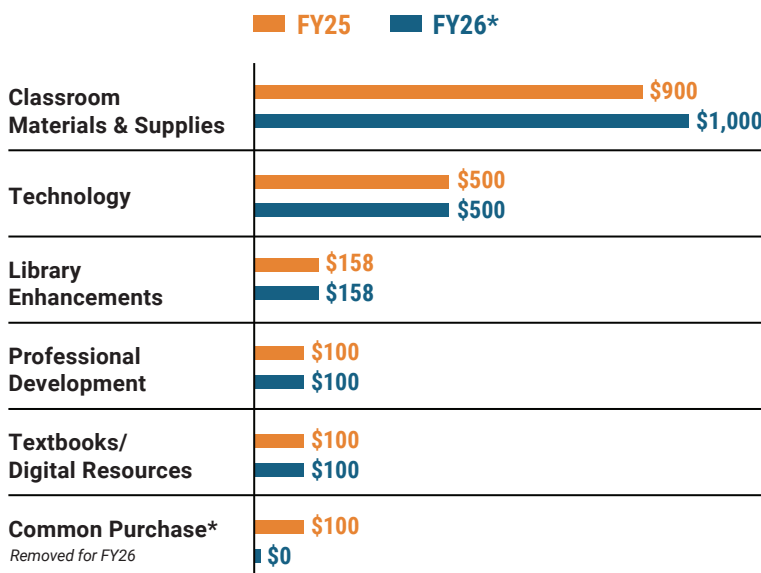
³ Includes 10-mill match

⁴ Such as utilities, operations & maintenance, etc.

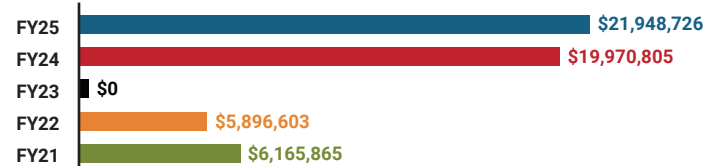


Only 12% of state funding is available
for non-personnel expenditures⁴

Instructional Support



Educational Advancement & Technology Fund⁵



⁵ These one-time supplemental funds may be used for repairs and deferred maintenance, capital outlay, classroom instructional supplies, insurance for facilities, transportation, technology and school safety. For FY23, there was no EAT allocation for school systems.

System Debt

TOTAL DEBT⁶	DEBT PER STUDENT
\$1,755,470	\$89

⁶ The debt totals in system audit reports may differ due to audit adjustments.



ALABAMA
ASSOCIATION OF
SCHOOL BOARDS

Sally Smith, J.D.
Executive Director

Tracey A. Meyer
Governmental Relations Coordinator

43 South Jackson Street
Montgomery, Alabama 36104

1-800-562-0601 | AlabamaSchoolBoards.org

@AlaSchoolBoards Facebook.com/AlabamaSchoolBoards