



BESSEMER CITY

SCHOOL SYSTEM SNAPSHOT: 2026 EDITION*

PO Box 1230 | Bessemer, AL 35021 | (205) 432-3000

Superintendent

Michael Turner

Board Members

Terry Dawson, Lee Jones, Anthony Williams, Margie Varner, Remeka Thompson, Samuel Morris, Renna Soles Scott



\$3,443,316

Cost of One Month's
Operation/General Fund



7.39

Number of Months
Reserve Balance

By the Numbers



Schools¹ 8



Students/ADM² 2,958



Free & Reduced Lunch 86%

Community Eligibility Program 87%



Number of Route Buses³ 32

Buses 10 yrs. old or less 100%

Students Bused 1,334



Full-Time Employees 484

Teachers 225

Principals/
Assistant Principals 14

Counselors 11

Librarians 7

Other Certified Employees 15

Support Personnel 212

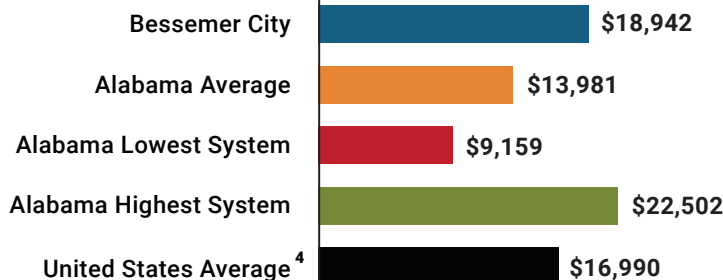
¹ Schools with enrollment, including Alternative and Career Technical Education

² Average Daily Membership (includes virtual students)

³ Data collected in 2024 and used for FY26 funding

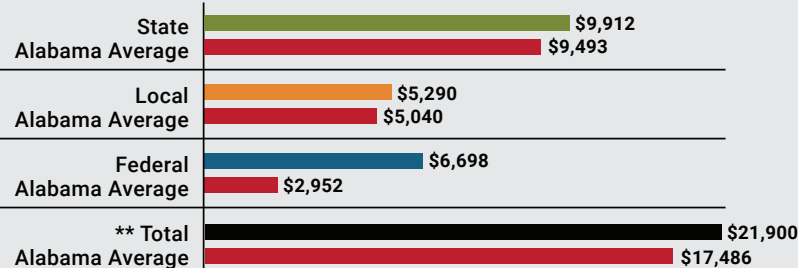
⁴ 2024-2025 NEA Rankings of the States

Total Per-Pupil Expenditures (PPE)



Per-Pupil Revenue Sources

Bessemer City Revenue Sources



**Total Revenue Among 139 School Systems



74
STATE
RANK

35
LOCAL
RANK

13
FEDERAL
RANK

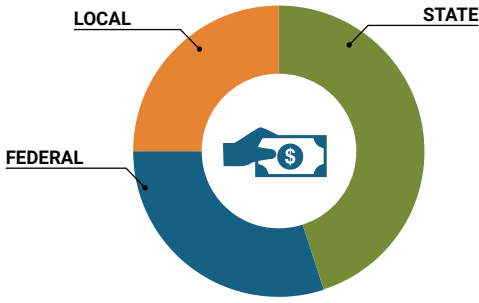
OVERALL SYSTEM RANK 17

LEAs with a substantial increase in reported ADM may show lower rankings since additional revenues reflecting those increases are not received until the following fiscal year. LEAs with a statewide virtual program may also be ranked lower overall due to state revenues received for increased ADM as compared to their local and federal revenue sources.

* THIS REPORT INCLUDES FISCAL YEAR 2024 DATA

School System Revenue

How was your school system funded?¹



| | | |
|---------------------|--------------------------------|-----|
| \$29,316,508 | STATE | 45% |
| \$19,809,852 | FEDERAL | 30% |
| \$16,197,324 | LOCAL | 25% |
| \$4,869,050 | Local 10-Mill Match | |
| \$11,328,274 | AVAILABLE LOCAL REVENUE | |

VALUE OF 1-MILL
For Your School System

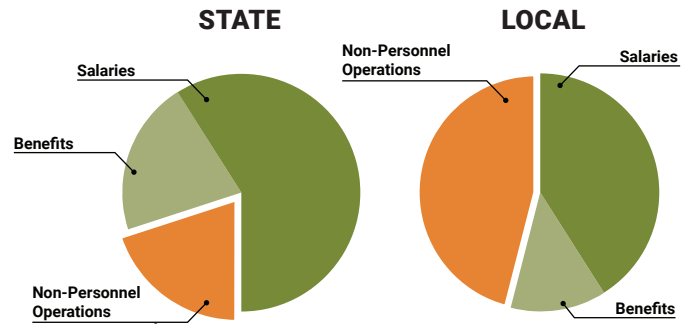
\$486,905

School System Spending

How did your school system spend state & local dollars?¹

| | STATE SPENDING ^{2,3} | LOCAL SPENDING ² |
|-----------------------------|----------------------------------|--------------------------------|
| Salaries | \$17,057,866 | \$4,394,707 |
| Benefits | \$5,928,306 | \$1,364,601 |
| Non-Personnel Operations | \$5,742,524 | \$4,907,202 |
| TOTAL | \$28,728,695 | \$10,666,511 |

- ¹ Revenues and expenditures may contain nominal variances due to rounding
² Does not include debt service or capital outlay
³ Includes 10-mill match
⁴ Such as utilities, operations & maintenance, etc.

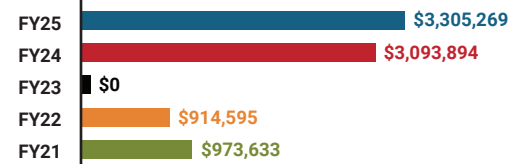


**Only 20% of state funding is available
for non-personnel expenditures⁴**

Instructional Support



Educational Advancement & Technology Fund⁵



⁵ These one-time supplemental funds may be used for repairs and deferred maintenance, capital outlay, classroom instructional supplies, insurance for facilities, transportation, technology and school safety. For FY23, there was no EAT allocation for school systems.

System Debt

| | |
|-------------------------------|-------------------------|
| TOTAL DEBT⁶ | DEBT PER STUDENT |
| \$12,572,254 | \$4,251 |

⁶ The debt totals in system audit reports may differ due to audit adjustments.



ALABAMA
ASSOCIATION OF
SCHOOL BOARDS

Sally Smith, J.D.
Executive Director

Tracey A. Meyer
Governmental Relations Coordinator

43 South Jackson Street
Montgomery, Alabama 36104

1-800-562-0601 | AlabamaSchoolBoards.org

@AlaSchoolBoards Facebook.com/AlabamaSchoolBoards