



AUBURN CITY

SCHOOL SYSTEM SNAPSHOT: 2026 EDITION*

PO Box 3270 | Auburn, AL 36831 | (334) 887-2100

Superintendent

Dr. Cristen Pratt Herring

Board Members

Kathy Powell, Sharon Tolbert, David Warren, Blake Prestridge, Brad Chynoweth



\$10,691,164

Cost of One Month's
Operation/General Fund



4.27

Number of Months
Reserve Balance

By the Numbers



Schools¹ 14



Students/ADM² 9,422



Free & Reduced Lunch 35%
Community Eligibility Program 30%



Number of Route Buses³ 106
Buses 10 yrs. old or less 100%
Students Bused 4,764



Full-Time Employees 1,202
Teachers 612
Principals/
Assistant Principals 33
Counselors 24
Librarians 15
Other Certified Employees 43
Support Personnel 475

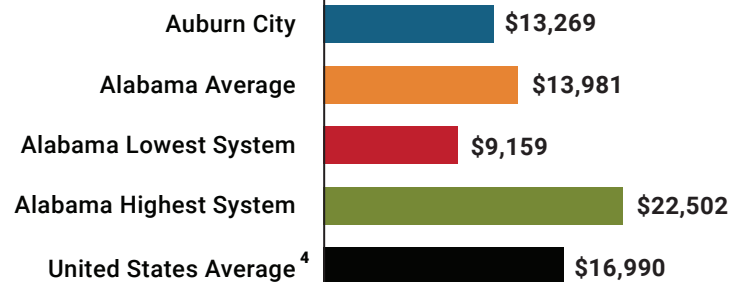
¹ Schools with enrollment, including Alternative and Career Technical Education

² Average Daily Membership (includes virtual students)

³ Data collected in 2024 and used for FY26 funding

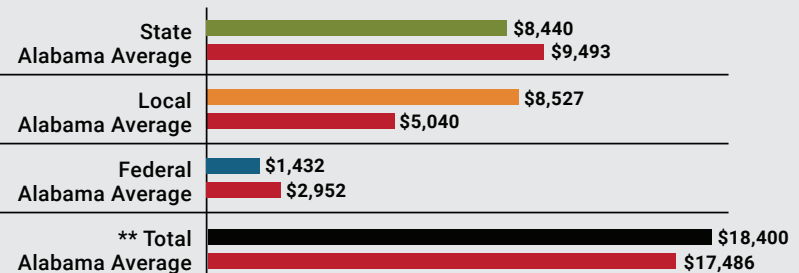
⁴ 2024-2025 NEA Rankings of the States

Total Per-Pupil Expenditures (PPE)



Per-Pupil Revenue Sources

Auburn City Revenue Sources



**Total Revenue Among 139 School Systems



130
STATE
RANK

8
LOCAL
RANK

123
FEDERAL
RANK

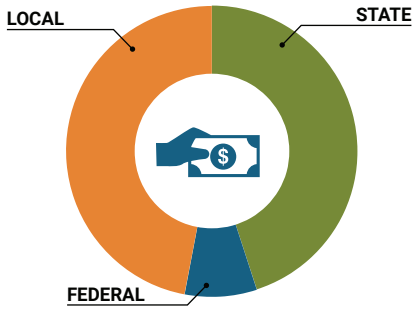
OVERALL SYSTEM RANK 43

LEAs with a substantial increase in reported ADM may show lower rankings since additional revenues reflecting those increases are not received until the following fiscal year. LEAs with a statewide virtual program may also be ranked lower overall due to state revenues received for increased ADM as compared to their local and federal revenue sources.

* THIS REPORT INCLUDES FISCAL YEAR 2024 DATA

School System Revenue

How was your school system funded?¹



\$79,527,943	STATE	45%
\$13,496,283	FEDERAL	8%
\$84,559,454	LOCAL	48%
\$13,613,330	Local 10-Mill Match	
\$70,946,124	AVAILABLE LOCAL REVENUE	

VALUE OF 1-MILL
For Your School System

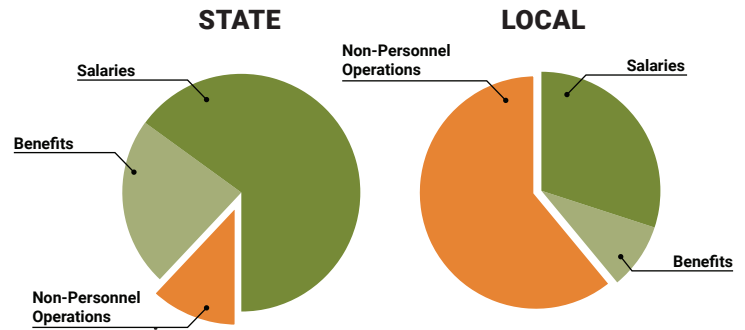
\$1,361,333

School System Spending

How did your school system spend state & local dollars?¹

	STATE SPENDING ^{2,3}	LOCAL SPENDING ²
Salaries	\$52,336,789	\$9,080,430
Benefits	\$18,837,122	\$2,554,530
Non-Personnel Operations	\$9,825,459	\$18,204,306
TOTAL	\$80,999,370	\$29,839,265

- ¹ Revenues and expenditures may contain nominal variances due to rounding
² Does not include debt service or capital outlay
³ Includes 10-mill match
⁴ Such as utilities, operations & maintenance, etc.



Only 12% of state funding is available for non-personnel expenditures⁴

Instructional Support

	FY25	FY26*
Classroom Materials & Supplies	\$900	\$1,000
Technology	\$500	\$500
Library Enhancements	\$158	\$158
Professional Development	\$100	\$100
Textbooks/ Digital Resources	\$100	\$100
Common Purchase*	\$100	\$0

Removed for FY26

Educational Advancement & Technology Fund⁵

FY25	\$10,529,613
FY24	\$9,453,391
FY23	\$0
FY22	\$2,535,961
FY21	\$2,486,428

⁵ These one-time supplemental funds may be used for repairs and deferred maintenance, capital outlay, classroom instructional supplies, insurance for facilities, transportation, technology and school safety. For FY23, there was no EAT allocation for school systems.

System Debt

TOTAL DEBT⁶	DEBT PER STUDENT
\$0	\$0

⁶ The debt totals in system audit reports may differ due to audit adjustments.



ALABAMA
ASSOCIATION OF
SCHOOL BOARDS

Sally Smith, J.D.
Executive Director

Tracey A. Meyer
Governmental Relations Coordinator

43 South Jackson Street
Montgomery, Alabama 36104

1-800-562-0601 | AlabamaSchoolBoards.org

@AlaSchoolBoards Facebook.com/AlabamaSchoolBoards