



ANNISTON CITY

SCHOOL SYSTEM SNAPSHOT: 2026 EDITION*

PO Box 1500 | Anniston, AL 36202 | (256) 231-5000

Superintendent

Dr. Ray Hill

Board Members

Joan Frazier, Dr. Mary Harrington, Dottie Rimpsey-Eason, Rodney Fomby, Donald Gilley



\$2,209,657

Cost of One Month's
Operation/General Fund



6.35

Number of Months
Reserve Balance

By the Numbers



Schools¹ 5



Students/ADM² 1,758



Free & Reduced Lunch 87%

Community Eligibility Program 87%



Number of Route Buses³ 28

Buses 10 yrs. old or less 100%

Students Bused 1,087



Full-Time Employees 229

Teachers 127

Principals/
Assistant Principals 8

Counselors 7

Librarians 5

Other Certified Employees 12

Support Personnel 70

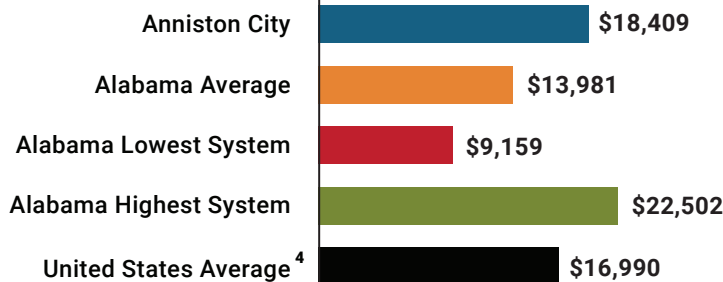
¹ Schools with enrollment, including Alternative and Career Technical Education

² Average Daily Membership (includes virtual students)

³ Data collected in 2024 and used for FY26 funding

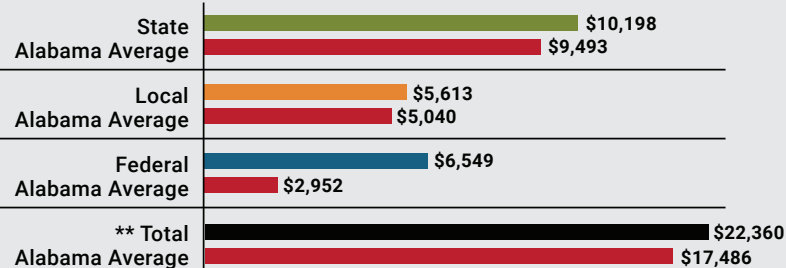
⁴ 2024-2025 NEA Rankings of the States

Total Per-Pupil Expenditures (PPE)



Per-Pupil Revenue Sources

Anniston City Revenue Sources



**Total Revenue Among 139 School Systems



61
STATE
RANK

31
LOCAL
RANK

14
FEDERAL
RANK

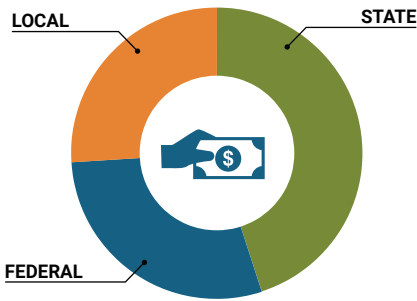
OVERALL SYSTEM RANK 14

LEAs with a substantial increase in reported ADM may show lower rankings since additional revenues reflecting those increases are not received until the following fiscal year. LEAs with a statewide virtual program may also be ranked lower overall due to state revenues received for increased ADM as compared to their local and federal revenue sources.

* THIS REPORT INCLUDES FISCAL YEAR 2024 DATA

School System Revenue

How was your school system funded?¹



\$17,926,841 STATE 45%

\$11,513,437 FEDERAL 29%

\$10,180,059 LOCAL 26%

— \$3,176,590

\$7,003,469 AVAILABLE LOCAL REVENUE

Local 10-Mill Match

VALUE OF 1-MILL
For Your School System

\$317,659

School System Spending

How did your school system spend state & local dollars?¹

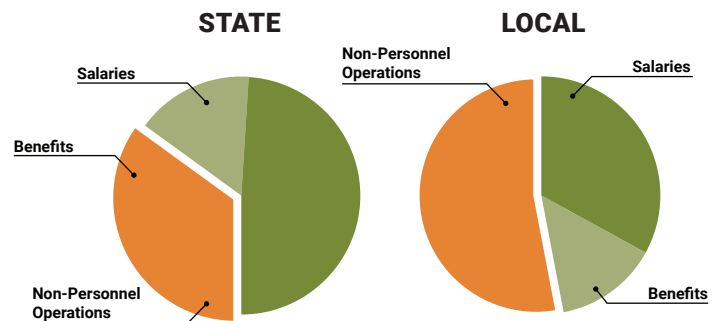
	STATE SPENDING ^{2,3}	LOCAL SPENDING ²
Salaries	\$9,392,407	\$1,688,794
Benefits	\$3,135,370	\$718,257
Non-Personnel Operations	\$6,588,205	\$2,772,256
TOTAL	\$19,115,982	\$5,179,306

¹ Revenues and expenditures may contain nominal variances due to rounding

² Does not include debt service or capital outlay

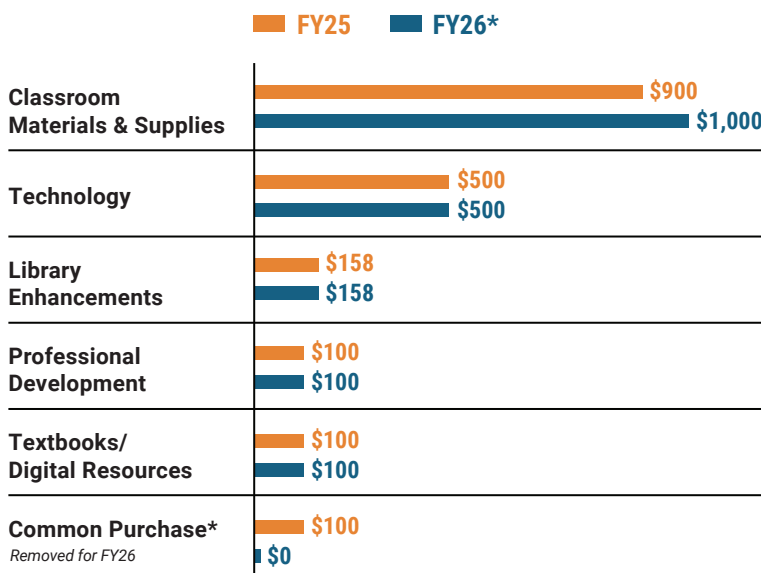
³ Includes 10-mill match

⁴ Such as utilities, operations & maintenance, etc.

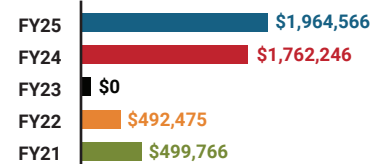


Only 34% of state funding is available
for non-personnel expenditures⁴

Instructional Support



Educational Advancement & Technology Fund⁵



⁵ These one-time supplemental funds may be used for repairs and deferred maintenance, capital outlay, classroom instructional supplies, insurance for facilities, transportation, technology and school safety. For FY23, there was no EAT allocation for school systems.

System Debt

TOTAL DEBT⁶ \$0

DEBT PER STUDENT \$0

⁶ The debt totals in system audit reports may differ due to audit adjustments.



ALABAMA
ASSOCIATION OF
SCHOOL BOARDS

Sally Smith, J.D.
Executive Director

Tracey A. Meyer
Governmental Relations Coordinator

43 South Jackson Street
Montgomery, Alabama 36104

1-800-562-0601 | AlabamaSchoolBoards.org

@AlaSchoolBoards Facebook.com/AlabamaSchoolBoards