



ANDALUSIA CITY

SCHOOL SYSTEM SNAPSHOT: 2026 EDITION\*  
1201 CC Baker Avenue | Andalusia, AL 36421 | (334) 222-3186

Superintendent

Dr. Daniel Shakespeare

Board Members

Dr. Parrish King, Billy Bergfeld, Dr. Charles Eldridge, John Wells, Sammy Glover

**\$1,709,728**  
Cost of One Month's  
Operation/General Fund

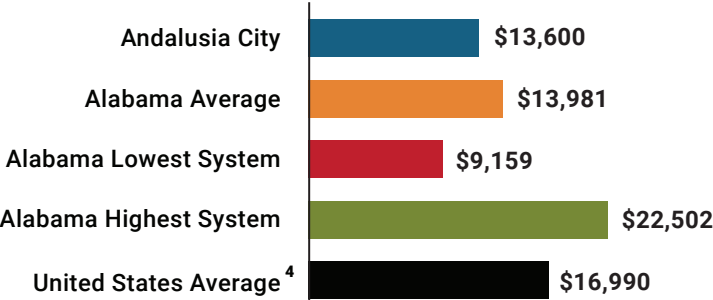
**9.40**  
Number of Months  
Reserve Balance

By the Numbers

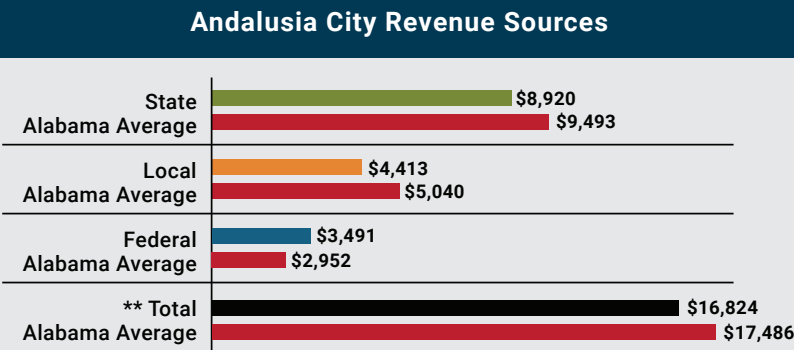
	Schools <sup>1</sup>	3
	Students/ADM <sup>2</sup>	1,804
	Free & Reduced Lunch	64%
	Community Eligibility Program	64%
	Number of Route Buses <sup>3</sup>	12
	Buses 10 yrs. old or less	100%
	Students Bused	941
	Full-Time Employees	223
	Teachers	118
	Principals/ Assistant Principals	8
	Counselors	4
	Librarians	3
	Other Certified Employees	8
	Support Personnel	82

<sup>1</sup> Schools with enrollment, including Alternative and Career Technical Education  
<sup>2</sup> Average Daily Membership (includes virtual students)  
<sup>3</sup> Data collected in 2024 and used for FY26 funding  
<sup>4</sup> 2024-2025 NEA Rankings of the States

Total Per-Pupil Expenditures (PPE)



Per-Pupil Revenue Sources



\*\*Total Revenue Among 139 School Systems



125  
STATE  
RANK

53  
LOCAL  
RANK

50  
FEDERAL  
RANK

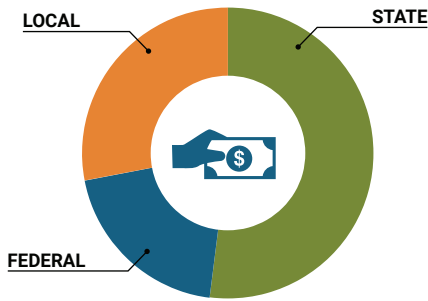
OVERALL SYSTEM RANK 86

LEAs with a substantial increase in reported ADM may show lower rankings since additional revenues reflecting those increases are not received until the following fiscal year. LEAs with a statewide virtual program may also be ranked lower overall due to state revenues received for increased ADM as compared to their local and federal revenue sources.

\* THIS REPORT INCLUDES FISCAL YEAR 2024 DATA

## School System Revenue

How was your school system funded?<sup>1</sup>



\$16,090,122	STATE	52%
\$6,296,402	FEDERAL	20%
\$8,779,766	LOCAL	28%
— \$1,296,410	Local 10-Mill Match	
\$7,483,356	AVAILABLE LOCAL REVENUE	

VALUE OF 1-MILL  
For Your School System

\$129,641

## School System Spending

How did your school system spend state & local dollars?<sup>1</sup>

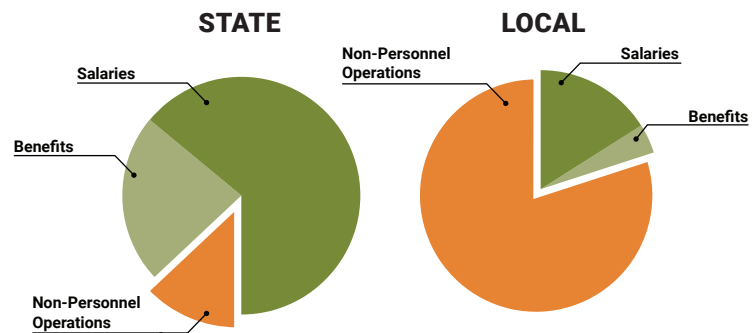
	STATE SPENDING <sup>2,3</sup>	LOCAL SPENDING <sup>2</sup>
Salaries	\$9,556,550	\$781,567
Benefits	\$3,478,991	\$208,977
Non-Personnel Operations	\$1,957,015	\$3,868,522
<b>TOTAL</b>	<b>\$14,992,557</b>	<b>\$4,859,066</b>

<sup>1</sup> Revenues and expenditures may contain nominal variances due to rounding

<sup>2</sup> Does not include debt service or capital outlay

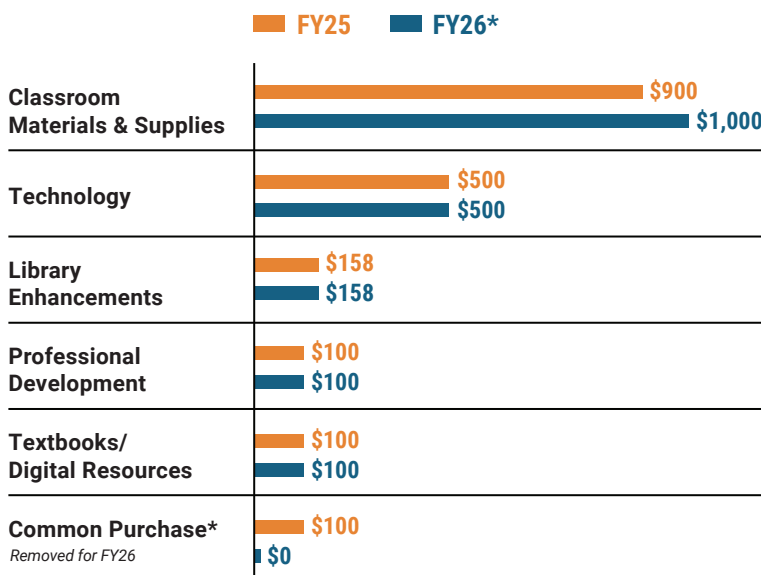
<sup>3</sup> Includes 10-mill match

<sup>4</sup> Such as utilities, operations & maintenance, etc.



Only 13% of state funding is available  
for non-personnel expenditures<sup>4</sup>

## Instructional Support



## Educational Advancement & Technology Fund<sup>5</sup>

FY25	\$2,015,861
FY24	\$1,779,362
FY23	\$0
FY22	\$488,354
FY21	\$497,976

<sup>5</sup> These one-time supplemental funds may be used for repairs and deferred maintenance, capital outlay, classroom instructional supplies, insurance for facilities, transportation, technology and school safety. For FY23, there was no EAT allocation for school systems.

## System Debt

<b>TOTAL DEBT<sup>6</sup></b>	<b>DEBT PER STUDENT</b>
<b>\$2,579,914</b>	<b>\$1,430</b>

<sup>6</sup> The debt totals in system audit reports may differ due to audit adjustments.



ALABAMA  
ASSOCIATION OF  
SCHOOL BOARDS

Sally Smith, J.D.  
Executive Director

Tracey A. Meyer  
Governmental Relations Coordinator

43 South Jackson Street  
Montgomery, Alabama 36104

1-800-562-0601 | [AlabamaSchoolBoards.org](http://AlabamaSchoolBoards.org)

@AlaSchoolBoards Facebook.com/AlabamaSchoolBoards