



ALABASTER CITY

SCHOOL SYSTEM SNAPSHOT: 2026 EDITION*
10111 Hwy 119 | Alabaster, AL 35007 | (205) 663-8420

Superintendent

Dr. Wayne Vickers

Board Members

Adam Moseley, Derek Henderson, Dr. John Myrick, Misty Johnson, Dr. Kristalyn Lee

\$7,422,296
Cost of One Month's
Operation/General Fund

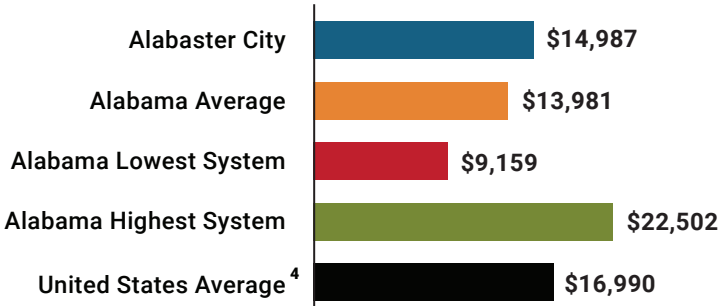
1.82
Number of Months
Reserve Balance

By the Numbers

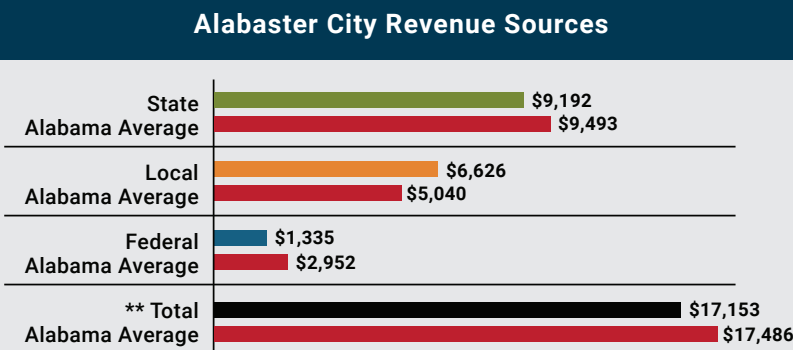
- Schools**¹ 5
- Students/ADM**² 6,198
- Free & Reduced Lunch** 53%
Community Eligibility Program 45%
- Number of Route Buses**³ 76
 Buses 10 yrs. old or less 100%
 Students Bused 3,224
- Full-Time Employees** 846
 Teachers 420
 Principals/
 Assistant Principals 23
 Counselors 15
 Librarians 7
 Other Certified Employees 24
 Support Personnel 357

¹ Schools with enrollment, including Alternative and Career Technical Education
² Average Daily Membership (includes virtual students)
³ Data collected in 2024 and used for FY26 funding
⁴ 2024-2025 NEA Rankings of the States

Total Per-Pupil Expenditures (PPE)



Per-Pupil Revenue Sources



**Total Revenue Among 139 School Systems



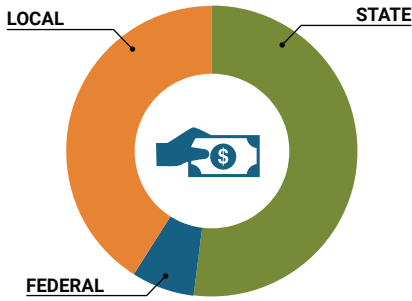
OVERALL SYSTEM RANK 77

LEAs with a substantial increase in reported ADM may show lower rankings since additional revenues reflecting those increases are not received until the following fiscal year. LEAs with a statewide virtual program may also be ranked lower overall due to state revenues received for increased ADM as compared to their local and federal revenue sources.

* THIS REPORT INCLUDES FISCAL YEAR 2024 DATA

School System Revenue

How was your school system funded?¹



\$56,969,709	STATE	52%
\$8,272,754	FEDERAL	7%
\$45,251,171	LOCAL	41%
\$4,718,220	Local 10-Mill Match	
\$40,532,951	AVAILABLE LOCAL REVENUE	

VALUE OF 1-MILL
For Your School System

\$471,822

School System Spending

How did your school system spend state & local dollars?¹

	STATE SPENDING ^{2,3}	LOCAL SPENDING ²
Salaries	\$36,024,160	\$11,240,585
Benefits	\$13,444,794	\$2,635,967
Non-Personnel Operations	\$3,302,278	\$18,206,586
TOTAL	\$52,771,233	\$32,083,138

¹ Revenues and expenditures may contain nominal variances due to rounding

² Does not include debt service or capital outlay

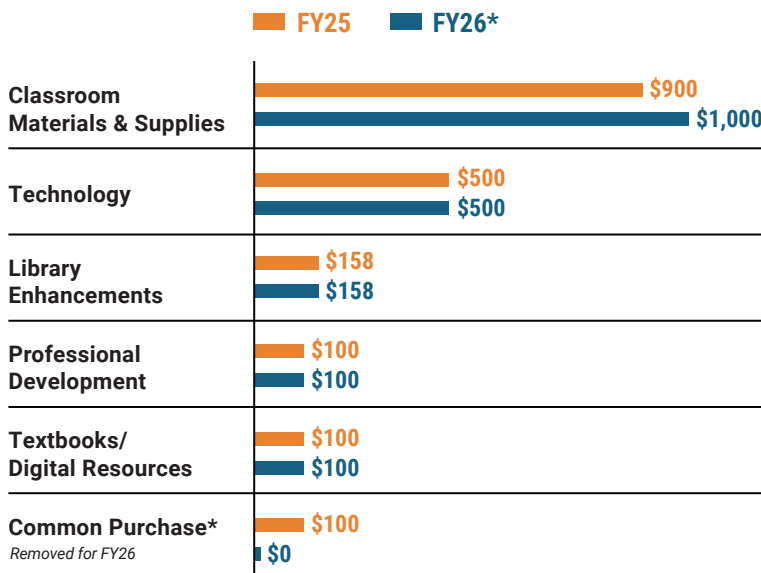
³ Includes 10-mill match

⁴ Such as utilities, operations & maintenance, etc.

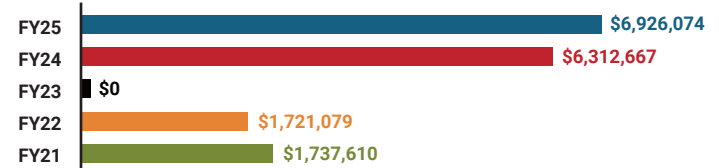


**Only 6% of state funding is available
for non-personnel expenditures⁴**

Instructional Support



Educational Advancement & Technology Fund⁵



⁵ These one-time supplemental funds may be used for repairs and deferred maintenance, capital outlay, classroom instructional supplies, insurance for facilities, transportation, technology and school safety. For FY23, there was no EAT allocation for school systems.

System Debt

TOTAL DEBT⁶	DEBT PER STUDENT
\$134,667,509	\$21,729

⁶ The debt totals in system audit reports may differ due to audit adjustments.



ALABAMA
ASSOCIATION OF
SCHOOL BOARDS

Sally Smith, J.D.
Executive Director

Tracey A. Meyer
Governmental Relations Coordinator

43 South Jackson Street
Montgomery, Alabama 36104

1-800-562-0601 | AlabamaSchoolBoards.org

[@AlaSchoolBoards](https://twitter.com/AlaSchoolBoards) [Facebook.com/AlabamaSchoolBoards](https://facebook.com/AlabamaSchoolBoards)