



TUSCALOOSA COUNTY

SCHOOL SYSTEM SNAPSHOT: 2025 EDITION*

P.O. Drawer 2568 | Tuscaloosa, AL 35403 | (205) 758-0411

Superintendent

Dr. Keri Johnson

Board Members

Bill Squires, Joseph Hocutt, Lance Bailey, Neal Guy, Portia Jones, Don Presley, Randy Smalley

\$16,385,782
Cost of One Month's
Operation/General Fund

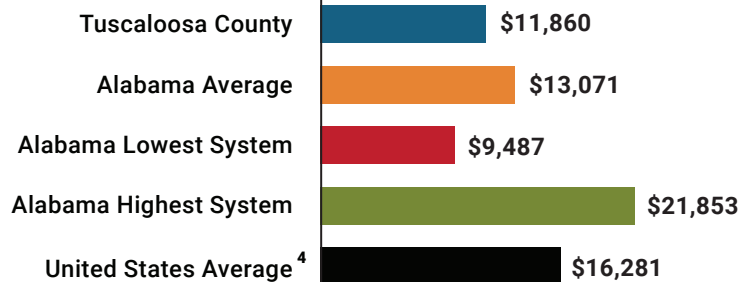
3.10
Number of Months
Reserve Balance

By the Numbers

	Schools ¹	34
	Students/ADM ²	18,422
	Free & Reduced Lunch.....	65%
	Community Eligibility Program.....	56%
	Number of Route Buses ³	209
	Buses 10 yrs. old or less.....	100%
	Students Bused.....	9,538
	Full-Time Employees.....	2,349
	Teachers.....	1,182
	Principals/ Assistant Principals.....	70
	Counselors.....	44
	Librarians.....	36
	Other Certified Employees.....	71
	Support Personnel.....	946

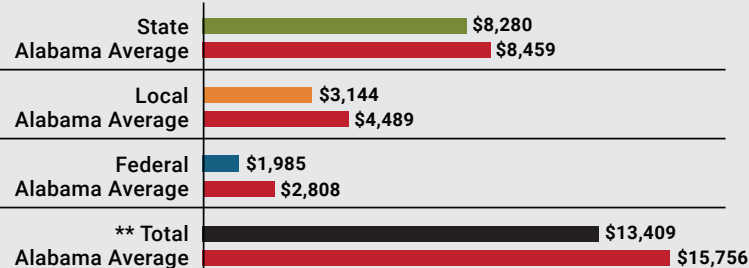
¹ Schools with enrollment, including Alternative and Career Technical Education
² Average Daily Membership (includes virtual students)
³ Data collected in 2023 and used for FY25 funding
⁴ 2023-2024 NEA Rankings of the States

Total Per-Pupil Expenditures (PPE)



Per-Pupil Revenue Sources

Tuscaloosa County Revenue Sources



**Total Revenue Among 139 School Systems



105
STATE
RANK

81
LOCAL
RANK

111
FEDERAL
RANK

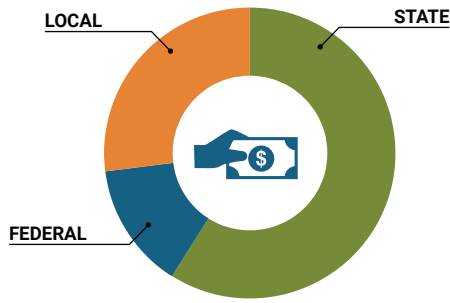
OVERALL SYSTEM RANK 128

LEAs with a substantial increase in reported ADM may show lower rankings since additional revenues reflecting those increases are not received until the following fiscal year. LEAs with a statewide virtual program may also be ranked lower overall due to state revenues received for increased ADM as compared to their local and federal revenue sources.

* THIS REPORT INCLUDES FISCAL YEAR 2023 DATA

School System Revenue

How was your school system funded?¹



\$152,540,448	STATE	59%
\$36,566,613	FEDERAL	14%
\$70,127,691	LOCAL	27%
— \$16,861,310	Local 10-Mill Match	
\$53,266,381	AVAILABLE LOCAL REVENUE	

VALUE OF 1-MILL
For Your School System

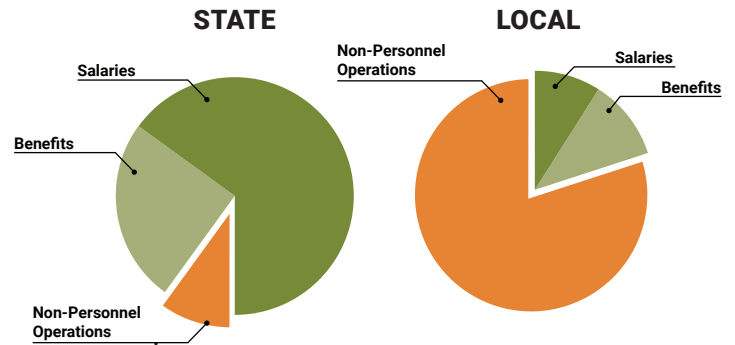
\$1,686,131

School System Spending

How did your school system spend state & local dollars?¹

	STATE SPENDING ^{2,3}	LOCAL SPENDING ²
Salaries	\$95,378,754	\$3,194,372
Benefits	\$36,174,564	\$3,827,761
Non-Personnel Operations	\$15,766,424	\$27,646,929
TOTAL	\$147,319,742	\$34,669,062

- ¹ Revenues and expenditures may contain nominal variances due to rounding
- ² Does not include debt service or capital outlay
- ³ Includes 10-mill match
- ⁴ Such as utilities, operations & maintenance, etc.



Only 11% of state funding is available for non-personnel expenditures⁴

Instructional Support

	FY24	FY25*
Classroom Materials & Supplies	\$1,000	\$900
Technology	\$500	\$500
Library Enhancements	\$158	\$158
Professional Development	\$100	\$100
Textbooks/Digital Resources	\$75	\$100
Common Purchase*		\$100

Added back for FY25

Educational Advancement & Technology Fund⁵

FY24	\$18,493,198
FY23	\$0
FY22	\$5,145,095
FY21	\$5,172,891

⁵ These one-time supplemental funds may be used for repairs and deferred maintenance, capital outlay, classroom instructional supplies, insurance for facilities, transportation, technology and school safety. For FY23, there was no EAT allocation for school systems.

System Debt

TOTAL DEBT⁶	DEBT PER STUDENT
\$102,555,063	\$5,567

⁶ The debt totals in system audit reports may differ due to audit adjustments.



ALABAMA
ASSOCIATION OF
SCHOOL BOARDS

Sally Smith, J.D.
Executive Director

Tracey A. Meyer
Governmental Relations Coordinator

43 South Jackson Street
Montgomery, Alabama 36104

1-800-562-0601 | AlabamaSchoolBoards.org

@AlaSchoolBoards Facebook.com/AlabamaSchoolBoards