



ST. CLAIR COUNTY

SCHOOL SYSTEM SNAPSHOT: 2025 EDITION*

410 Roy Drive | Ashville, AL 35953 | (205) 594-2052

Superintendent

Justin Burns

Board Members

Scott Suttle, Nickie Vanpelt, Cathy Fine, Allison Gray, DeWayne Lovell, Bill Morris, Randy Thompson

\$7,234,201
Cost of One Month's
Operation/General Fund

3.21
Number of Months
Reserve Balance

By the Numbers

Schools¹ **19**

Students/ADM² **9,297**

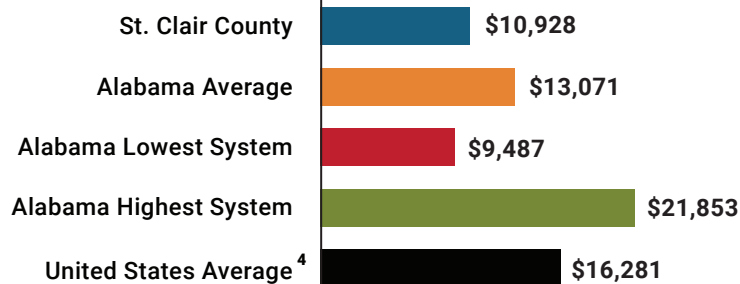
Free & Reduced Lunch **59%**
Community Eligibility Program **50%**

Number of Route Buses³ **106**
Buses 10 yrs. old or less **88%**
Students Bused **4,408**

Full-Time Employees **1,109**
Teachers **582**
Principals/
Assistant Principals **37**
Counselors **25**
Librarians **13**
Other Certified Employees **41**
Support Personnel **411**

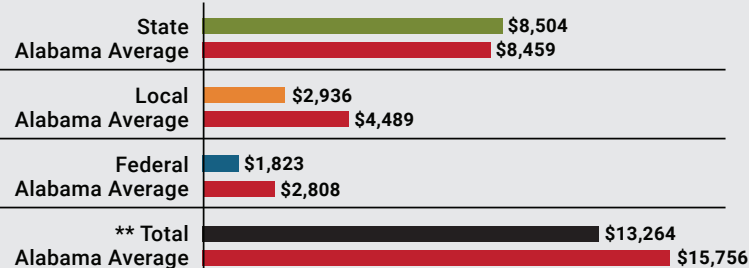
¹ Schools with enrollment, including Alternative and Career Technical Education
² Average Daily Membership (includes virtual students)
³ Data collected in 2023 and used for FY25 funding
⁴ 2023-2024 NEA Rankings of the States

Total Per-Pupil Expenditures (PPE)



Per-Pupil Revenue Sources

St. Clair County Revenue Sources



**Total Revenue Among 139 School Systems



94
STATE
RANK

96
LOCAL
RANK

117
FEDERAL
RANK

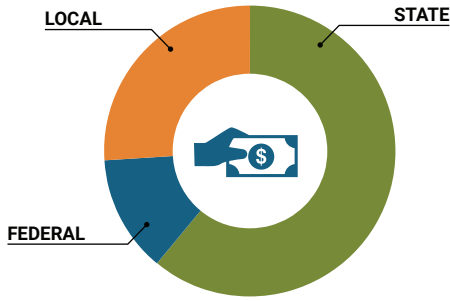
OVERALL SYSTEM RANK 131

LEAs with a substantial increase in reported ADM may show lower rankings since additional revenues reflecting those increases are not received until the following fiscal year. LEAs with a statewide virtual program may also be ranked lower overall due to state revenues received for increased ADM as compared to their local and federal revenue sources.

* THIS REPORT INCLUDES FISCAL YEAR 2023 DATA

School System Revenue

How was your school system funded?¹



\$79,064,049	STATE	61%
\$16,951,512	FEDERAL	13%
\$33,324,010	LOCAL	26%
— \$6,784,820	Local 10-Mill Match	
\$26,539,190	AVAILABLE LOCAL REVENUE	

VALUE OF 1-MILL For Your School System

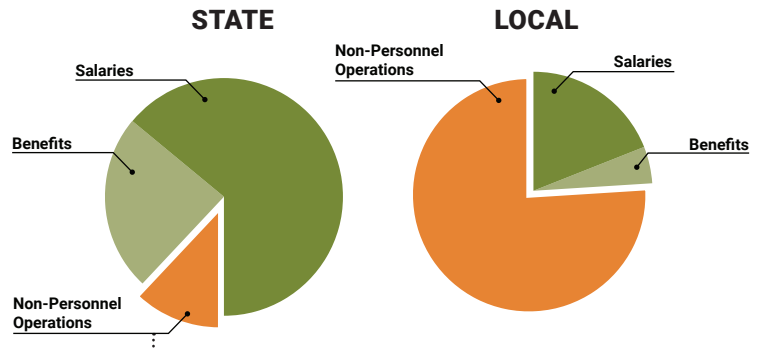


School System Spending

How did your school system spend state & local dollars?¹

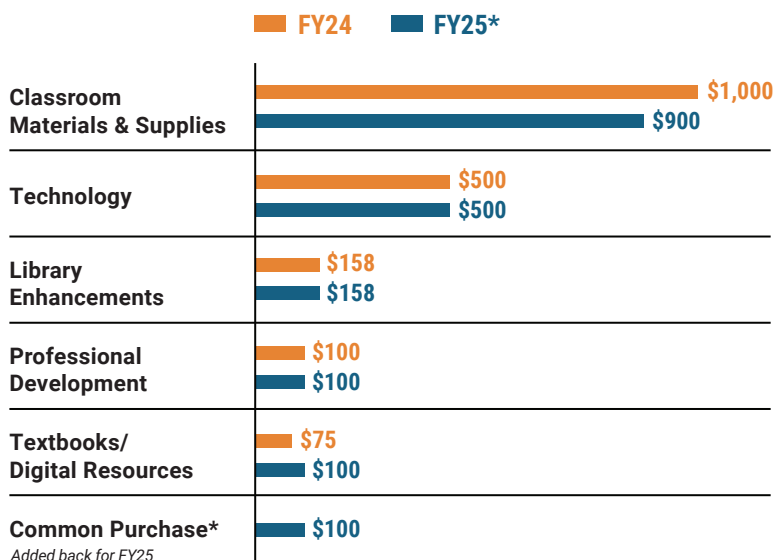
	STATE SPENDING ^{2,3}	LOCAL SPENDING ²
Salaries	\$48,968,703	\$2,478,881
Benefits	\$18,187,781	\$634,934
Non-Personnel Operations	\$9,208,080	\$10,068,245
TOTAL	\$76,364,564	\$13,182,059

¹ Revenues and expenditures may contain nominal variances due to rounding
² Does not include debt service or capital outlay
³ Includes 10-mill match
⁴ Such as utilities, operations & maintenance, etc.

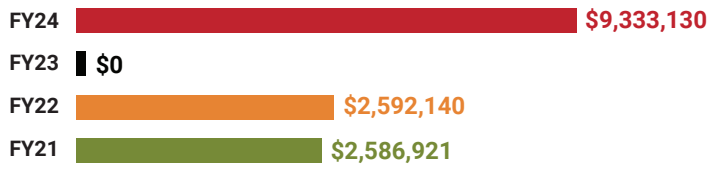


Only 12% of state funding is available for non-personnel expenditures⁴

Instructional Support



Educational Advancement & Technology Fund⁵



⁵ These one-time supplemental funds may be used for repairs and deferred maintenance, capital outlay, classroom instructional supplies, insurance for facilities, transportation, technology and school safety. For FY23, there was no EAT allocation for school systems.

System Debt

TOTAL DEBT⁶	DEBT PER STUDENT
\$104,914,471	\$11,285

⁶ The debt totals in system audit reports may differ due to audit adjustments.



Sally Smith, J.D.
Executive Director

Tracey A. Meyer
Governmental Relations Coordinator

43 South Jackson Street
Montgomery, Alabama 36104

1-800-562-0601 | AlabamaSchoolBoards.org

[@AlaSchoolBoards](https://twitter.com/AlaSchoolBoards) [Facebook.com/AlabamaSchoolBoards](https://facebook.com/AlabamaSchoolBoards)