



MONTGOMERY COUNTY

SCHOOL SYSTEM SNAPSHOT: 2025 EDITION*

P.O. Box 1991 | Montgomery, AL 36102 | (334) 223-6710

Superintendent

Jamie Wilson (Interim)

Board Members

Dr. Brenda Deramus-Coleman, Cassandra Brown, Pamela Cloud, Dr. Lesa Keith, Claudia Mitchell, Pamela Portis, Arica Watkins-Smith

\$21,500,497
Cost of One Month's
Operation/General Fund

4.28
Number of Months
Reserve Balance

By the Numbers

Schools¹ **50**

Students/ADM² **25,746**

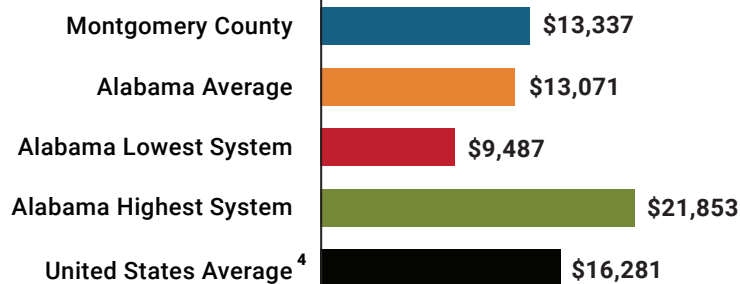
Free & Reduced Lunch **73%**
Community Eligibility Program **77%**

Number of Route Buses³ **189**
Buses 10 yrs. old or less **100%**
Students Bused **9,665**

Full-Time Employees **3,517**
Teachers **1,775**
Principals/
Assistant Principals **114**
Counselors **62**
Librarians **49**
Other Certified Employees **164**
Support Personnel **1,353**

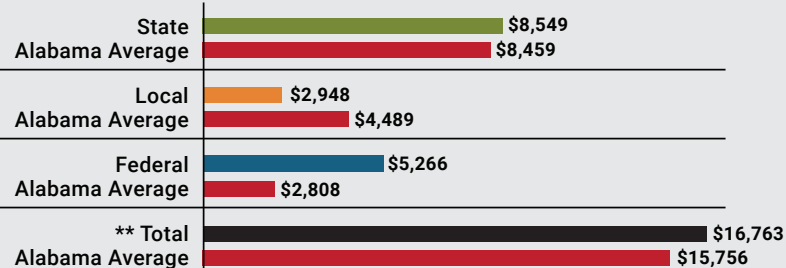
¹ Schools with enrollment, including Alternative and Career Technical Education
² Average Daily Membership (includes virtual students)
³ Data collected in 2023 and used for FY25 funding
⁴ 2023-2024 NEA Rankings of the States

Total Per-Pupil Expenditures (PPE)



Per-Pupil Revenue Sources

Montgomery County Revenue Sources



**Total Revenue Among 139 School Systems



91
STATE
RANK

95
LOCAL
RANK

17
FEDERAL
RANK

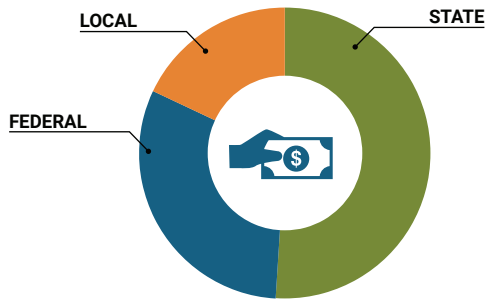
OVERALL SYSTEM RANK 42

LEAs with a substantial increase in reported ADM may show lower rankings since additional revenues reflecting those increases are not received until the following fiscal year. LEAs with a statewide virtual program may also be ranked lower overall due to state revenues received for increased ADM as compared to their local and federal revenue sources.

* THIS REPORT INCLUDES FISCAL YEAR 2023 DATA

School System Revenue

How was your school system funded?¹



| | | |
|---------------------|--------------------------------|-----|
| \$220,099,529 | STATE | 51% |
| \$135,591,174 | FEDERAL | 31% |
| \$79,381,074 | LOCAL | 18% |
| — \$27,767,490 | Local 10-Mill Match | |
| \$51,613,584 | AVAILABLE LOCAL REVENUE | |

VALUE OF 1-MILL
For Your School System

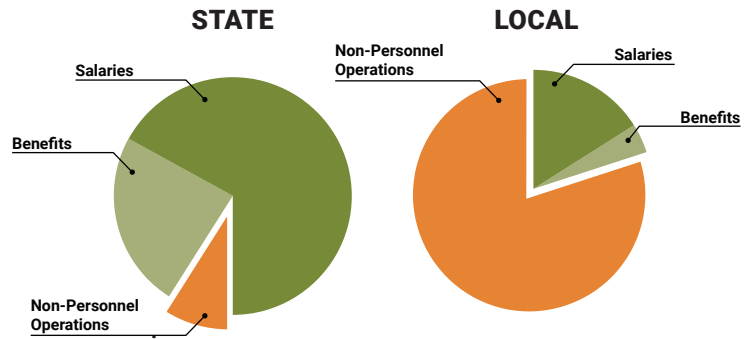
\$2,776,749

School System Spending

How did your school system spend state & local dollars?¹

| | STATE SPENDING ^{2,3} | LOCAL SPENDING ² |
|--------------------------|-------------------------------|-----------------------------|
| Salaries | \$140,908,205 | \$6,000,429 |
| Benefits | \$51,552,721 | \$1,605,505 |
| Non-Personnel Operations | \$19,076,887 | \$30,549,033 |
| TOTAL | \$211,537,813 | \$38,154,967 |

- ¹ Revenues and expenditures may contain nominal variances due to rounding
- ² Does not include debt service or capital outlay
- ³ Includes 10-mill match
- ⁴ Such as utilities, operations & maintenance, etc.

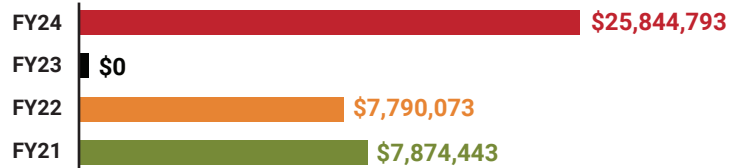


Only 9% of state funding is available for non-personnel expenditures⁴

Instructional Support



Educational Advancement & Technology Fund⁵



⁵ These one-time supplemental funds may be used for repairs and deferred maintenance, capital outlay, classroom instructional supplies, insurance for facilities, transportation, technology and school safety. For FY23, there was no EAT allocation for school systems.

System Debt

| | |
|-------------------------------|-------------------------|
| TOTAL DEBT⁶ | DEBT PER STUDENT |
| \$60,488,786 | \$2,349 |

⁶ The debt totals in system audit reports may differ due to audit adjustments.



ALABAMA
ASSOCIATION OF
SCHOOL BOARDS

Sally Smith, J.D.
Executive Director

Tracey A. Meyer
Governmental Relations Coordinator

43 South Jackson Street
Montgomery, Alabama 36104

1-800-562-0601 | AlabamaSchoolBoards.org

@AlaSchoolBoards Facebook.com/AlabamaSchoolBoards