



MOBILE COUNTY

SCHOOL SYSTEM SNAPSHOT: 2025 EDITION*


P.O. Box 180069 | Mobile, AL 36618 | (251) 221-4387


Superintendent

Chresal Threadgill






Board Members

Sherry Dillihay-McDade, Dr. Reginald Crenshaw, Johnny Hatcher, Lonnie Parsons, Don Stringfellow

 **\$42,559,165**
Cost of One Month's
Operation/General Fund

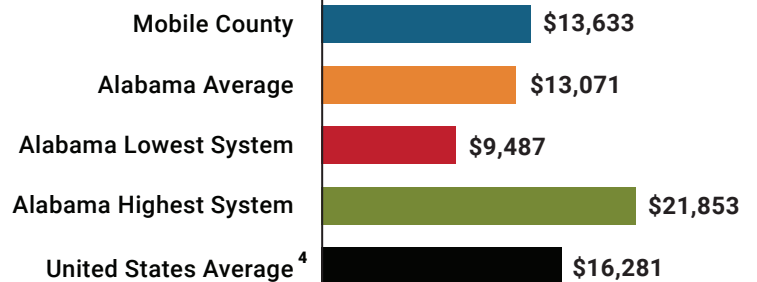
 **3.12**
Number of Months
Reserve Balance

By the Numbers

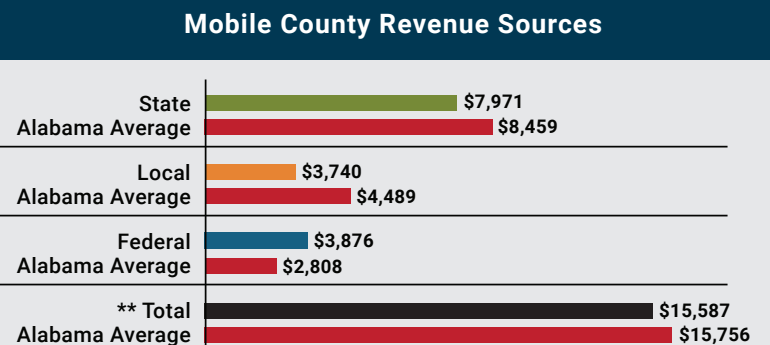
	Schools ¹	84
	Students/ADM ²	49,451
	Free & Reduced Lunch.....	72%
	Community Eligibility Program.....	74%
	Number of Route Buses ³	544
	Buses 10 yrs. old or less.....	100%
	Students Bused.....	20,795
	Full-Time Employees.....	7,264
	Teachers.....	3,415
	Principals/ Assistant Principals.....	186
	Counselors.....	129
	Librarians.....	91
	Other Certified Employees.....	251
	Support Personnel.....	3,192

¹ Schools with enrollment, including Alternative and Career Technical Education
² Average Daily Membership (includes virtual students)
³ Data collected in 2023 and used for FY25 funding
⁴ 2023-2024 NEA Rankings of the States

Total Per-Pupil Expenditures (PPE)



Per-Pupil Revenue Sources



**Total Revenue Among 139 School Systems



119
STATE
RANK

59
LOCAL
RANK

34
FEDERAL
RANK

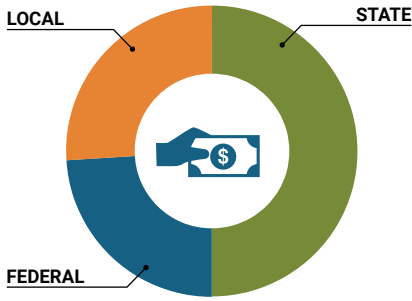
OVERALL SYSTEM RANK 70

LEAs with a substantial increase in reported ADM may show lower rankings since additional revenues reflecting those increases are not received until the following fiscal year. LEAs with a statewide virtual program may also be ranked lower overall due to state revenues received for increased ADM as compared to their local and federal revenue sources.

* THIS REPORT INCLUDES FISCAL YEAR 2023 DATA

School System Revenue

How was your school system funded?¹



\$394,158,138	STATE	50%
\$191,694,617	FEDERAL	24%
\$203,438,276	LOCAL	26%
— \$57,578,050	Local 10-Mill Match	
\$145,860,226	AVAILABLE LOCAL REVENUE	

VALUE OF 1-MILL For Your School System

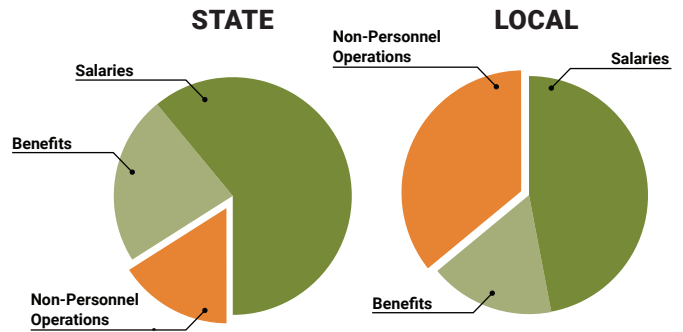


School System Spending

How did your school system spend state & local dollars?¹

	STATE SPENDING ^{2,3}	LOCAL SPENDING ²
Salaries	\$250,750,693	\$49,922,313
Benefits	\$94,571,969	\$18,069,624
Non-Personnel Operations	\$67,115,086	\$37,749,448
TOTAL	\$412,437,748	\$105,741,385

¹ Revenues and expenditures may contain nominal variances due to rounding
² Does not include debt service or capital outlay
³ Includes 10-mill match
⁴ Such as utilities, operations & maintenance, etc.

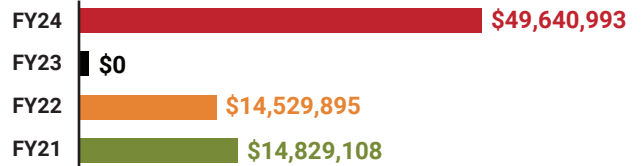


Only 16% of state funding is available for non-personnel expenditures⁴

Instructional Support



Educational Advancement & Technology Fund⁵



⁵ These one-time supplemental funds may be used for repairs and deferred maintenance, capital outlay, classroom instructional supplies, insurance for facilities, transportation, technology and school safety. For FY23, there was no EAT allocation for school systems.

System Debt

TOTAL DEBT⁶	DEBT PER STUDENT
\$351,836,941	\$7,115

⁶ The debt totals in system audit reports may differ due to audit adjustments.



ALABAMA ASSOCIATION OF SCHOOL BOARDS

Sally Smith, J.D.
Executive Director

Tracey A. Meyer
Governmental Relations Coordinator

43 South Jackson Street
Montgomery, Alabama 36104

1-800-562-0601 | AlabamaSchoolBoards.org

@AlaSchoolBoards Facebook.com/AlabamaSchoolBoards