



MARSHALL COUNTY

SCHOOL SYSTEM SNAPSHOT: 2025 EDITION*

12380 Hwy 431 S. | Guntersville, AL 35976 | (256) 582-3171


Superintendent

Dr. Cindy Wigley






Board Members

Brian Naugher, Bill Hancock, Laura Byars, Mark Rains, Tony Simmons

 **\$5,377,731**
Cost of One Month's
Operation/General Fund

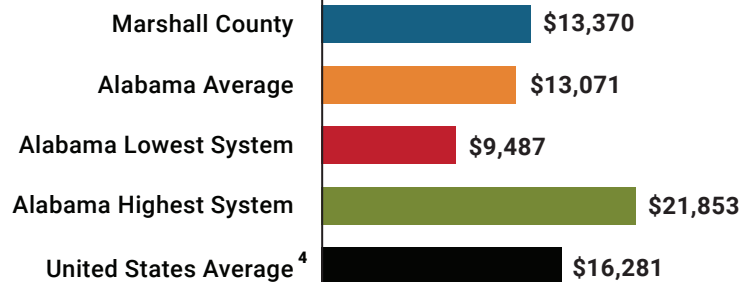
 **1.35**
Number of Months
Reserve Balance

By the Numbers

	Schools ¹	14
	Students/ADM ²	5,658
	Free & Reduced Lunch.....	66%
	Community Eligibility Program.....	70%
	Number of Route Buses ³	84
	Buses 10 yrs. old or less.....	96%
	Students Bused.....	3,481
	Full-Time Employees.....	826
	Teachers.....	378
	Principals/ Assistant Principals.....	24
	Counselors.....	14
	Librarians.....	10
	Other Certified Employees.....	25
	Support Personnel.....	375

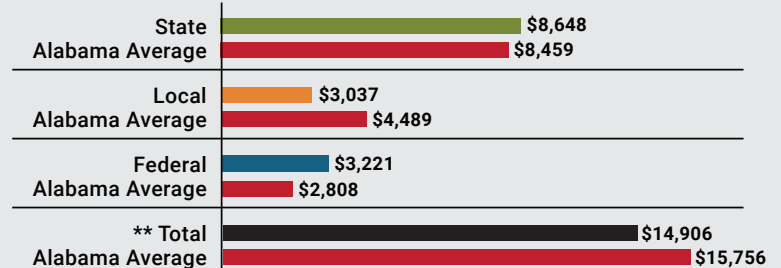
¹ Schools with enrollment, including Alternative and Career Technical Education
² Average Daily Membership (includes virtual students)
³ Data collected in 2023 and used for FY25 funding
⁴ 2023-2024 NEA Rankings of the States

Total Per-Pupil Expenditures (PPE)



Per-Pupil Revenue Sources

Marshall County Revenue Sources



**Total Revenue Among 139 School Systems



85
STATE
RANK

88
LOCAL
RANK

54
FEDERAL
RANK

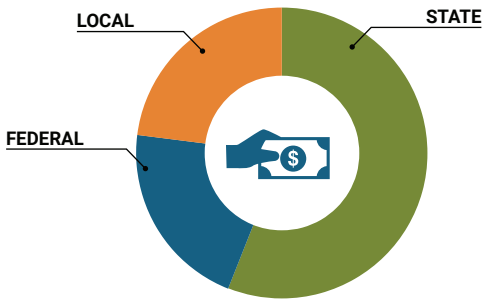
OVERALL SYSTEM RANK 93

LEAs with a substantial increase in reported ADM may show lower rankings since additional revenues reflecting those increases are not received until the following fiscal year. LEAs with a statewide virtual program may also be ranked lower overall due to state revenues received for increased ADM as compared to their local and federal revenue sources.

* THIS REPORT INCLUDES FISCAL YEAR 2023 DATA

School System Revenue

How was your school system funded?¹



\$48,931,823	STATE	56%
\$18,224,913	FEDERAL	21%
\$19,994,998	LOCAL	23%
— \$4,582,180	Local 10-Mill Match	
\$15,412,818	AVAILABLE LOCAL REVENUE	

VALUE OF 1-MILL For Your School System

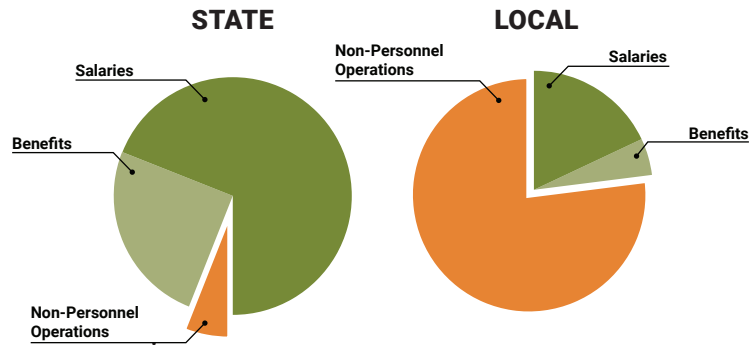


School System Spending

How did your school system spend state & local dollars?¹

	STATE SPENDING ^{2,3}	LOCAL SPENDING ²
Salaries	\$33,998,453	\$2,325,850
Benefits	\$12,525,699	\$641,509
Non-Personnel Operations	\$3,713,749	\$9,812,155
TOTAL	\$50,237,902	\$12,779,514

- ¹ Revenues and expenditures may contain nominal variances due to rounding
- ² Does not include debt service or capital outlay
- ³ Includes 10-mill match
- ⁴ Such as utilities, operations & maintenance, etc.

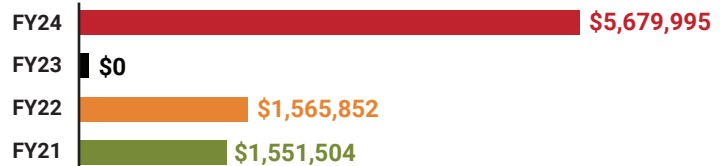


Only 7% of state funding is available for non-personnel expenditures⁴

Instructional Support



Educational Advancement & Technology Fund⁵



⁵ These one-time supplemental funds may be used for repairs and deferred maintenance, capital outlay, classroom instructional supplies, insurance for facilities, transportation, technology and school safety. For FY23, there was no EAT allocation for school systems.

System Debt

TOTAL DEBT⁶	DEBT PER STUDENT
\$17,182,542	\$3,037

⁶ The debt totals in system audit reports may differ due to audit adjustments.



ALABAMA
ASSOCIATION OF
SCHOOL BOARDS

Sally Smith, J.D.
Executive Director

Tracey A. Meyer
Governmental Relations Coordinator

43 South Jackson Street
Montgomery, Alabama 36104

1-800-562-0601 | AlabamaSchoolBoards.org

@AlaSchoolBoards Facebook.com/AlabamaSchoolBoards