



MARION COUNTY

SCHOOL SYSTEM SNAPSHOT: 2025 EDITION*


188 Winchester Drive | Hamilton, AL 35570 | (205) 921-3191


Superintendent

Dr. Patrick Sutton

Board Members

Mark Dearen, Tim Bryant, Joyce Fowler, Alex Smith, Daryl Weatherly

 **\$2,621,732**
Cost of One Month's
Operation/General Fund


 **6.78**
Number of Months
Reserve Balance


By the Numbers

 **Schools**¹ 10

 **Students/ADM**² 3,211

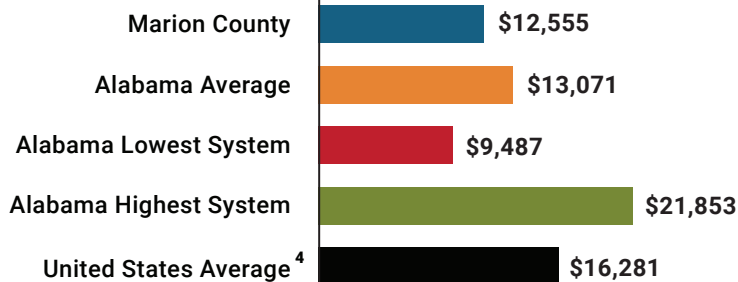
 **Free & Reduced Lunch** 70%
Community Eligibility Program 64%

 **Number of Route Buses**³ 47
Buses 10 yrs. old or less 100%
Students Bused 2,033

 **Full-Time Employees** 433
Teachers 243
Principals/
Assistant Principals 14
Counselors 11
Librarians 8
Other Certified Employees 6
Support Personnel 151

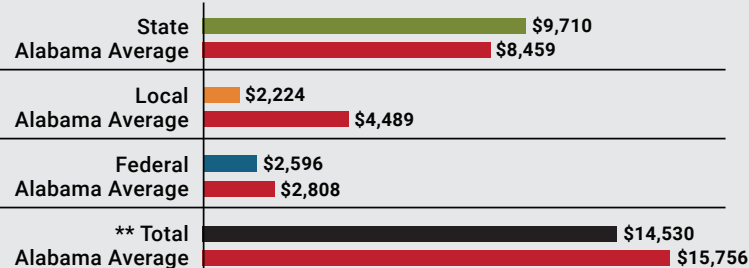
¹ Schools with enrollment, including Alternative and Career Technical Education
² Average Daily Membership (includes virtual students)
³ Data collected in 2023 and used for FY25 funding
⁴ 2023-2024 NEA Rankings of the States

Total Per-Pupil Expenditures (PPE)



Per-Pupil Revenue Sources

Marion County Revenue Sources



**Total Revenue Among 139 School Systems



28
STATE
RANK

125
LOCAL
RANK

79
FEDERAL
RANK

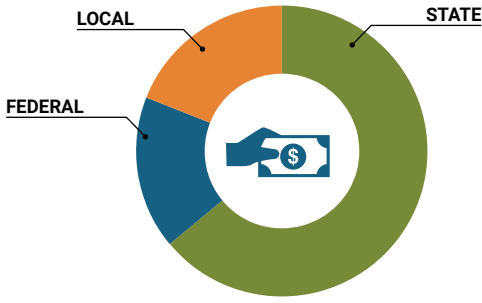
OVERALL SYSTEM RANK 103

LEAs with a substantial increase in reported ADM may show lower rankings since additional revenues reflecting those increases are not received until the following fiscal year. LEAs with a statewide virtual program may also be ranked lower overall due to state revenues received for increased ADM as compared to their local and federal revenue sources.

* THIS REPORT INCLUDES FISCAL YEAR 2023 DATA

School System Revenue

How was your school system funded?¹



\$31,180,085	STATE	64%
\$8,335,654	FEDERAL	17%
\$9,284,217	LOCAL	19%
— \$2,513,150	Local 10-Mill Match	
\$6,771,067	AVAILABLE LOCAL REVENUE	

VALUE OF 1-MILL For Your School System

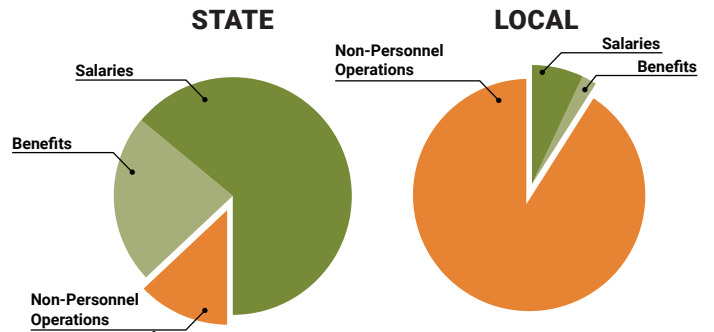


School System Spending

How did your school system spend state & local dollars?¹

	STATE SPENDING ^{2,3}	LOCAL SPENDING ²
Salaries	\$18,683,743	\$281,320
Benefits	\$6,689,533	\$62,951
Non-Personnel Operations	\$3,939,462	\$3,620,162
TOTAL	\$29,312,738	\$3,964,433

- ¹ Revenues and expenditures may contain nominal variances due to rounding
- ² Does not include debt service or capital outlay
- ³ Includes 10-mill match
- ⁴ Such as utilities, operations & maintenance, etc.

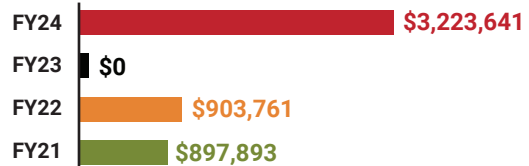


Only 13% of state funding is available for non-personnel expenditures⁴

Instructional Support



Educational Advancement & Technology Fund⁵



⁵ These one-time supplemental funds may be used for repairs and deferred maintenance, capital outlay, classroom instructional supplies, insurance for facilities, transportation, technology and school safety. For FY23, there was no EAT allocation for school systems.

System Debt

TOTAL DEBT⁶	DEBT PER STUDENT
\$21,227	\$7

⁶ The debt totals in system audit reports may differ due to audit adjustments.



ALABAMA
ASSOCIATION OF
SCHOOL BOARDS

Sally Smith, J.D.
Executive Director

Tracey A. Meyer
Governmental Relations Coordinator

43 South Jackson Street
Montgomery, Alabama 36104

1-800-562-0601 | AlabamaSchoolBoards.org

[@AlaSchoolBoards](https://twitter.com/AlaSchoolBoards) [Facebook.com/AlabamaSchoolBoards](https://facebook.com/AlabamaSchoolBoards)