



MARENGO COUNTY

SCHOOL SYSTEM SNAPSHOT: 2025 EDITION*

P.O. Box 480339 | Linden, AL 36748 | (334) 295-2231

Superintendent

Dr. Calvin Eaton

Board Members

Freddie Charleston, Chester Moore, Mark Bedsole, Lynda Joiner, Rayvell Smith



\$892,117

Cost of One Month's
Operation/General Fund



5.11

Number of Months
Reserve Balance

By the Numbers



Schools¹ 3



Students/ADM² 880



Free & Reduced Lunch 72%
Community Eligibility Program 76%



Number of Route Buses³ 27

Buses 10 yrs. old or less 63%

Students Bused 870



Full-Time Employees 168

Teachers 76

Principals/
Assistant Principals 4

Counselors 3

Librarians 3

Other Certified Employees 7

Support Personnel 75

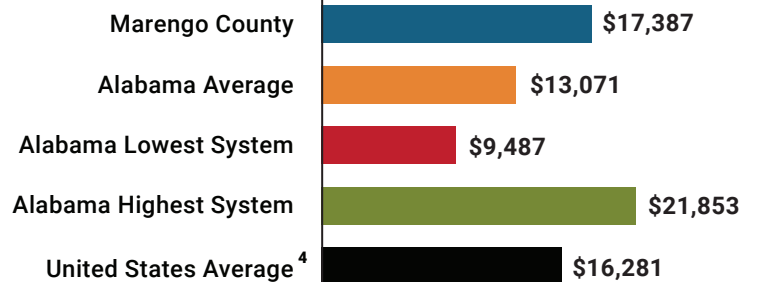
¹ Schools with enrollment, including Alternative and Career Technical Education

² Average Daily Membership (includes virtual students)

³ Data collected in 2023 and used for FY25 funding

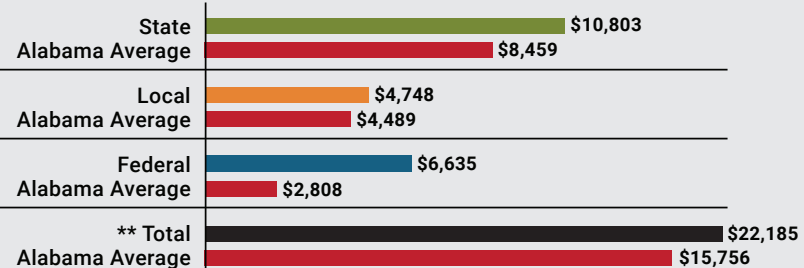
⁴ 2023-2024 NEA Rankings of the States

Total Per-Pupil Expenditures (PPE)



Per-Pupil Revenue Sources

Marengo County Revenue Sources



**Total Revenue Among 139 School Systems



8
STATE
RANK

39
LOCAL
RANK

10
FEDERAL
RANK

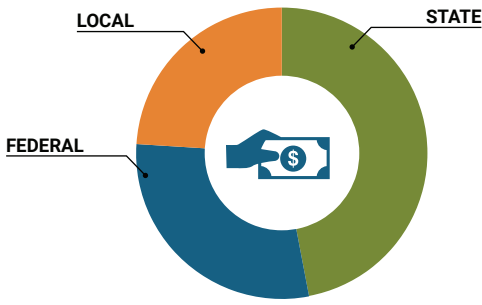
OVERALL SYSTEM RANK 10

LEAs with a substantial increase in reported ADM may show lower rankings since additional revenues reflecting those increases are not received until the following fiscal year. LEAs with a statewide virtual program may also be ranked lower overall due to state revenues received for increased ADM as compared to their local and federal revenue sources.

* THIS REPORT INCLUDES FISCAL YEAR 2023 DATA

School System Revenue

How was your school system funded?¹



\$9,506,392	STATE	47%
\$5,838,380	FEDERAL	29%
\$4,932,974	LOCAL	24%
— \$1,483,350	Local 10-Mill Match	
\$3,449,624	AVAILABLE LOCAL REVENUE	

VALUE OF 1-MILL For Your School System

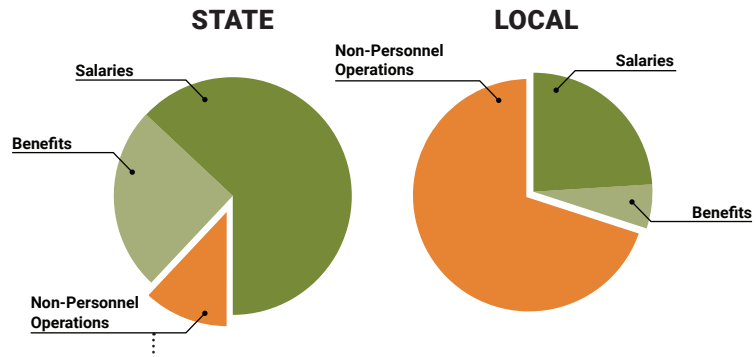


School System Spending

How did your school system spend state & local dollars?¹

	STATE SPENDING ^{2,3}	LOCAL SPENDING ²
Salaries	\$6,053,931	\$368,156
Benefits	\$2,363,778	\$95,856
Non-Personnel Operations	\$1,182,823	\$1,081,759
TOTAL	\$9,600,531	\$1,545,770

¹ Revenues and expenditures may contain nominal variances due to rounding
² Does not include debt service or capital outlay
³ Includes 10-mill match
⁴ Such as utilities, operations & maintenance, etc.

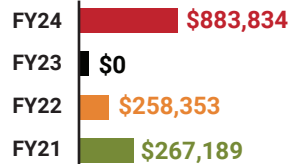


Only 12% of state funding is available for non-personnel expenditures⁴

Instructional Support



Educational Advancement & Technology Fund⁵



⁵ These one-time supplemental funds may be used for repairs and deferred maintenance, capital outlay, classroom instructional supplies, insurance for facilities, transportation, technology and school safety. For FY23, there was no EAT allocation for school systems.

System Debt

TOTAL DEBT⁶	DEBT PER STUDENT
\$3,045,000	\$3,460

⁶ The debt totals in system audit reports may differ due to audit adjustments.



ALABAMA ASSOCIATION OF SCHOOL BOARDS

Sally Smith, J.D.
Executive Director

Tracey A. Meyer
Governmental Relations Coordinator

43 South Jackson Street
Montgomery, Alabama 36104

1-800-562-0601 | AlabamaSchoolBoards.org

@AlaSchoolBoards Facebook.com/AlabamaSchoolBoards