



MADISON COUNTY

SCHOOL SYSTEM SNAPSHOT: 2025 EDITION*

1275 Jordan Road | Huntsville, AL 35811 | (256) 852-2557


Superintendent

Kenneth Kubik

Board Members

Brian Brooks, Bill Byrd, Heath Jones, Wes Jones, David Vess

 **\$19,732,102**
Cost of One Month's
Operation/General Fund


 **2.64**
Number of Months
Reserve Balance


By the Numbers

 **Schools**¹ 29

 **Students/ADM**² 19,676

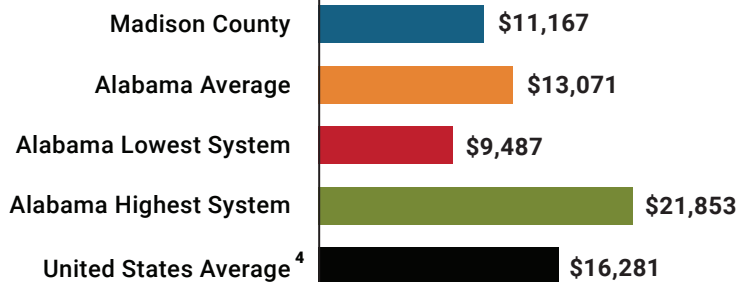
 **Free & Reduced Lunch** 44%
Community Eligibility Program 41%

 **Number of Route Buses**³ 215
Buses 10 yrs. old or less 92%
Students Bused 9,255

 **Full-Time Employees** 2,521
Teachers 1,242
Principals/
Assistant Principals 81
Counselors 50
Librarians 32
Other Certified Employees 64
Support Personnel 1,052

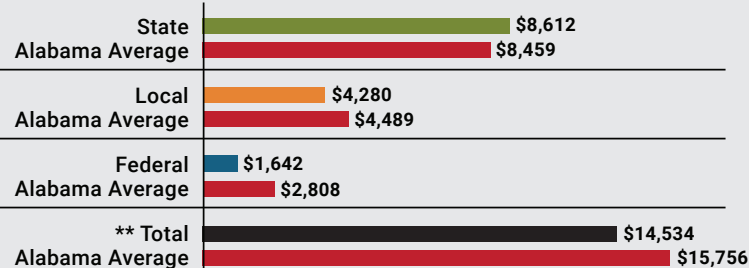
¹ Schools with enrollment, including Alternative and Career Technical Education
² Average Daily Membership (includes virtual students)
³ Data collected in 2023 and used for FY25 funding
⁴ 2023-2024 NEA Rankings of the States

Total Per-Pupil Expenditures (PPE)



Per-Pupil Revenue Sources

Madison County Revenue Sources



**Total Revenue Among 139 School Systems



87
STATE
RANK

44
LOCAL
RANK

120
FEDERAL
RANK

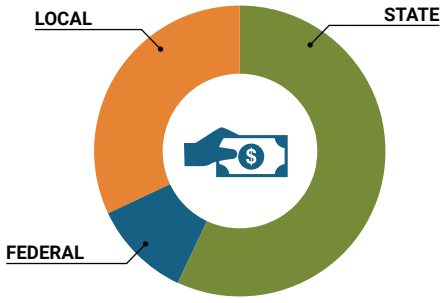
OVERALL SYSTEM RANK 102

LEAs with a substantial increase in reported ADM may show lower rankings since additional revenues reflecting those increases are not received until the following fiscal year. LEAs with a statewide virtual program may also be ranked lower overall due to state revenues received for increased ADM as compared to their local and federal revenue sources.

* THIS REPORT INCLUDES FISCAL YEAR 2023 DATA

School System Revenue

How was your school system funded?¹



\$169,451,415	STATE	57%
\$32,302,321	FEDERAL	11%
\$94,064,888	LOCAL	32%
— \$13,251,290	Local 10-Mill Match	
\$80,813,598	AVAILABLE LOCAL REVENUE	

VALUE OF 1-MILL For Your School System

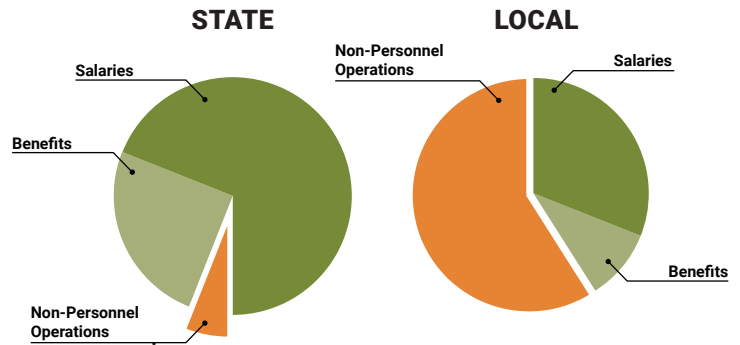


School System Spending

How did your school system spend state & local dollars?¹

	STATE SPENDING ^{2,3}	LOCAL SPENDING ²
Salaries	\$103,472,483	\$11,386,402
Benefits	\$38,162,446	\$3,844,360
Non-Personnel Operations	\$8,392,208	\$21,906,191
TOTAL	\$150,027,137	\$37,136,953

¹ Revenues and expenditures may contain nominal variances due to rounding
² Does not include debt service or capital outlay
³ Includes 10-mill match
⁴ Such as utilities, operations & maintenance, etc.

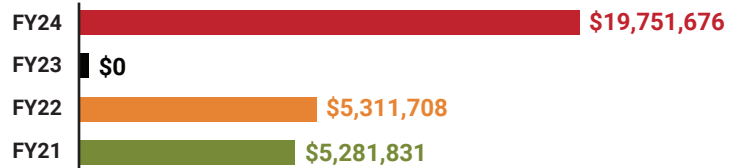


Only 6% of state funding is available for non-personnel expenditures⁴

Instructional Support



Educational Advancement & Technology Fund⁵



⁵ These one-time supplemental funds may be used for repairs and deferred maintenance, capital outlay, classroom instructional supplies, insurance for facilities, transportation, technology and school safety. For FY23, there was no EAT allocation for school systems.

System Debt

TOTAL DEBT⁶	DEBT PER STUDENT
\$146,019,128	\$7,421

⁶ The debt totals in system audit reports may differ due to audit adjustments.



ALABAMA ASSOCIATION OF SCHOOL BOARDS

Sally Smith, J.D.
Executive Director

Tracey A. Meyer
Governmental Relations Coordinator

43 South Jackson Street
Montgomery, Alabama 36104

1-800-562-0601 | AlabamaSchoolBoards.org

@AlaSchoolBoards Facebook.com/AlabamaSchoolBoards