



# ELMORE COUNTY

# SCHOOL SYSTEM SNAPSHOT: 2025 EDITION\*

P.O. Box 817 | Wetumpka, AL 36092 | (334) 567-1200


Superintendent

Richard Dennis






Board Members

David Jones, Michael Morgan, Leisa Finley, Jason Lett, Bill Myers, Wendell Saxon, Brian Ward

 **\$9,340,650**  
Cost of One Month's  
Operation/General Fund

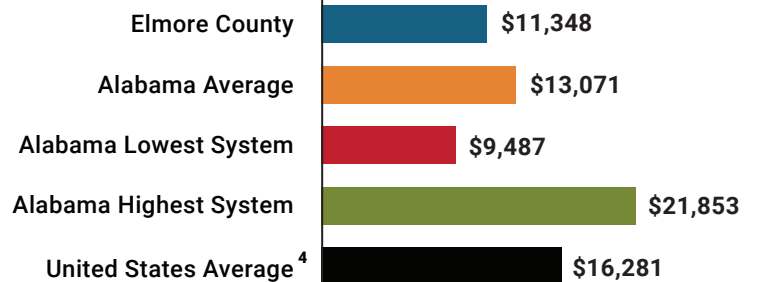
 **2.57**  
Number of Months  
Reserve Balance

## By the Numbers

	Schools <sup>1</sup> .....	17
	Students/ADM <sup>2</sup> .....	11,378
	Free & Reduced Lunch.....	63%
	Community Eligibility Program.....	54%
	Number of Route Buses <sup>3</sup> .....	140
	Buses 10 yrs. old or less.....	97%
	Students Bused.....	6,513
	Full-Time Employees.....	1,401
	Teachers.....	696
	Principals/ Assistant Principals.....	45
	Counselors.....	25
	Librarians.....	17
	Other Certified Employees.....	40
	Support Personnel.....	578

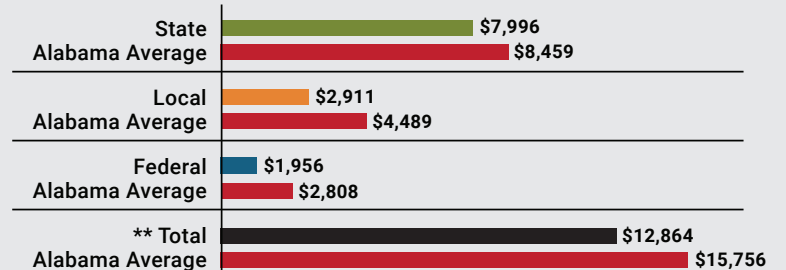
<sup>1</sup> Schools with enrollment, including Alternative and Career Technical Education  
<sup>2</sup> Average Daily Membership (includes virtual students)  
<sup>3</sup> Data collected in 2023 and used for FY25 funding  
<sup>4</sup> 2023-2024 NEA Rankings of the States

## Total Per-Pupil Expenditures (PPE)



## Per-Pupil Revenue Sources

### Elmore County Revenue Sources



\*\*Total Revenue Among 139 School Systems



**117**  
STATE  
RANK

**97**  
LOCAL  
RANK

**112**  
FEDERAL  
RANK

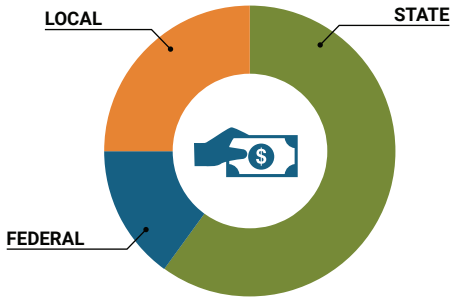
# OVERALL SYSTEM RANK 136

LEAs with a substantial increase in reported ADM may show lower rankings since additional revenues reflecting those increases are not received until the following fiscal year. LEAs with a statewide virtual program may also be ranked lower overall due to state revenues received for increased ADM as compared to their local and federal revenue sources.

\* THIS REPORT INCLUDES FISCAL YEAR 2023 DATA

# School System Revenue

## How was your school system funded?<sup>1</sup>



<b>\$90,980,011</b>	STATE	<b>60%</b>
<b>\$22,258,568</b>	FEDERAL	<b>15%</b>
<b>\$39,590,367</b>	LOCAL	<b>26%</b>
<b>— \$10,819,770</b>	Local 10-Mill Match	
<b>\$28,770,597</b>	AVAILABLE LOCAL REVENUE	

### VALUE OF 1-MILL For Your School System

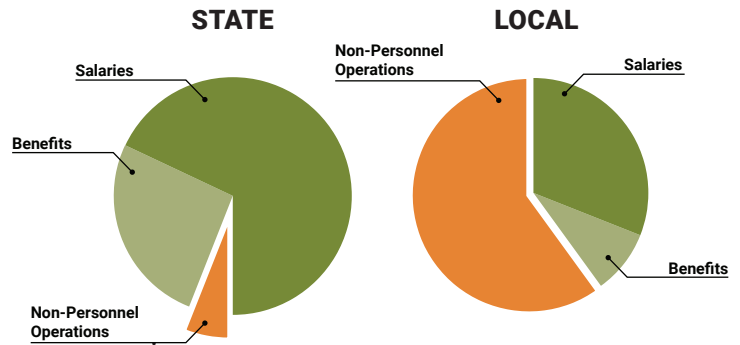
**\$1,081,977**

# School System Spending

## How did your school system spend state & local dollars?<sup>1</sup>

	STATE SPENDING <sup>2,3</sup>	LOCAL SPENDING <sup>2</sup>
Salaries	\$60,672,508	\$4,683,113
Benefits	\$22,994,693	\$1,325,217
Non-Personnel Operations	\$9,378,744	\$15,372,985
<b>TOTAL</b>	<b>\$93,045,945</b>	<b>\$21,381,315</b>

<sup>1</sup> Revenues and expenditures may contain nominal variances due to rounding  
<sup>2</sup> Does not include debt service or capital outlay  
<sup>3</sup> Includes 10-mill match  
<sup>4</sup> Such as utilities, operations & maintenance, etc.

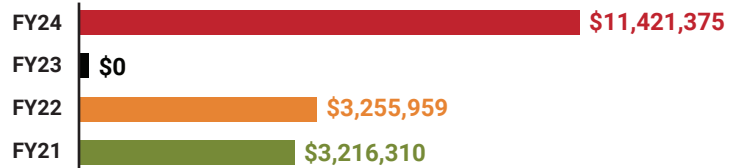


**Only 10% of state funding is available for non-personnel expenditures<sup>4</sup>**

# Instructional Support



# Educational Advancement & Technology Fund<sup>5</sup>



<sup>5</sup> These one-time supplemental funds may be used for repairs and deferred maintenance, capital outlay, classroom instructional supplies, insurance for facilities, transportation, technology and school safety. For FY23, there was no EAT allocation for school systems.

# System Debt

<b>TOTAL DEBT<sup>6</sup></b>	<b>DEBT PER STUDENT</b>
<b>\$79,996,361</b>	<b>\$7,031</b>

<sup>6</sup> The debt totals in system audit reports may differ due to audit adjustments.



ALABAMA ASSOCIATION OF SCHOOL BOARDS

Sally Smith, J.D.  
Executive Director

Tracey A. Meyer  
Governmental Relations Coordinator

43 South Jackson Street  
Montgomery, Alabama 36104

1-800-562-0601 | AlabamaSchoolBoards.org

@AlaSchoolBoards Facebook.com/AlabamaSchoolBoards