



COVINGTON COUNTY

SCHOOL SYSTEM SNAPSHOT: 2025 EDITION*

807 C.C. Baker Avenue | Andalusia, AL 36420 | (334) 427-3801

Superintendent

Shannon Driver

Board Members

Dr. James Barton, Jeff Bailey, Jed Blackwell, James Prestwood, John Thomasson

\$2,811,129
Cost of One Month's
Operation/General Fund

9.32
Number of Months
Reserve Balance

By the Numbers

Schools¹ 8

Students/ADM² 2,826

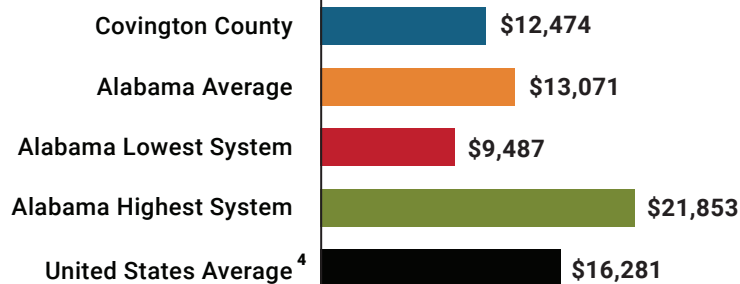
Free & Reduced Lunch 72%
Community Eligibility Program 66%

Number of Route Buses³ 50
Buses 10 yrs. old or less 100%
Students Bused 2,001

Full-Time Employees 426
Teachers 210
Principals/
Assistant Principals 13
Counselors 7
Librarians 8
Other Certified Employees 7
Support Personnel 181

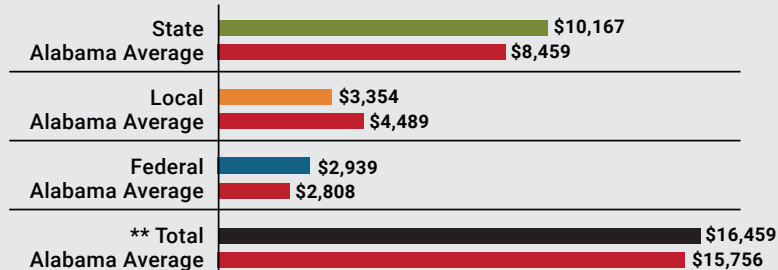
¹ Schools with enrollment, including Alternative and Career Technical Education
² Average Daily Membership (includes virtual students)
³ Data collected in 2023 and used for FY25 funding
⁴ 2023-2024 NEA Rankings of the States

Total Per-Pupil Expenditures (PPE)



Per-Pupil Revenue Sources

Covington County Revenue Sources



**Total Revenue Among 139 School Systems



15
STATE
RANK

70
LOCAL
RANK

63
FEDERAL
RANK

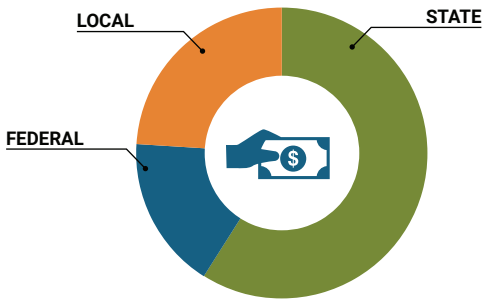
OVERALL SYSTEM RANK 48

LEAs with a substantial increase in reported ADM may show lower rankings since additional revenues reflecting those increases are not received until the following fiscal year. LEAs with a statewide virtual program may also be ranked lower overall due to state revenues received for increased ADM as compared to their local and federal revenue sources.

* THIS REPORT INCLUDES FISCAL YEAR 2023 DATA


School System Revenue

How was your school system funded?¹



\$28,731,309	STATE	59%
\$8,305,195	FEDERAL	17%
\$11,603,887	LOCAL	24%
— \$2,480,650	Local 10-Mill Match	
\$9,123,237	AVAILABLE LOCAL REVENUE	

VALUE OF 1-MILL For Your School System

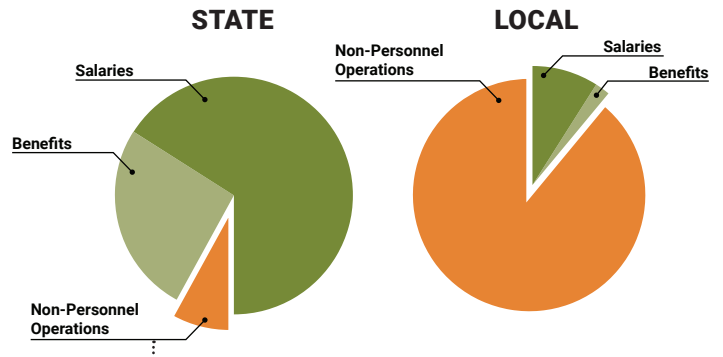


School System Spending

How did your school system spend state & local dollars?¹

	STATE SPENDING ^{2,3}	LOCAL SPENDING ²
Salaries	\$16,755,334	\$442,683
Benefits	\$6,502,122	\$85,565
Non-Personnel Operations	\$1,990,784	\$4,353,052
TOTAL	\$25,248,240	\$4,881,299

- ¹ Revenues and expenditures may contain nominal variances due to rounding
- ² Does not include debt service or capital outlay
- ³ Includes 10-mill match
- ⁴ Such as utilities, operations & maintenance, etc.

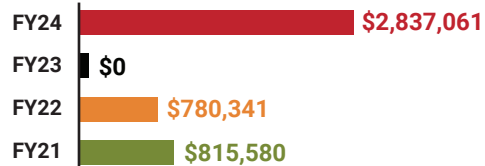


Only 8% of state funding is available for non-personnel expenditures⁴

Instructional Support



Educational Advancement & Technology Fund⁵



⁵ These one-time supplemental funds may be used for repairs and deferred maintenance, capital outlay, classroom instructional supplies, insurance for facilities, transportation, technology and school safety. For FY23, there was no EAT allocation for school systems.

System Debt

TOTAL DEBT⁶	DEBT PER STUDENT
\$3,002,000	\$1,062

⁶ The debt totals in system audit reports may differ due to audit adjustments.



ALABAMA
ASSOCIATION OF
SCHOOL BOARDS

Sally Smith, J.D.
Executive Director

Tracey A. Meyer
Governmental Relations Coordinator

43 South Jackson Street
Montgomery, Alabama 36104

1-800-562-0601 | AlabamaSchoolBoards.org

@AlaSchoolBoards Facebook.com/AlabamaSchoolBoards