



COOSA COUNTY

SCHOOL SYSTEM SNAPSHOT: 2025 EDITION*

P.O. Box 37 | Rockford, AL 35136 | (256) 377-4913

Superintendent

David Stover

Board Members

Tiffany McCain, Sharon Massie, Joe Belyeu, Sharon Coffman, Jenny Kimbrell



\$782,561

Cost of One Month's
Operation/General Fund



3.29

Number of Months
Reserve Balance

By the Numbers



Schools¹ 2



Students/ADM² 794



Free & Reduced Lunch 78%
Community Eligibility Program 80%



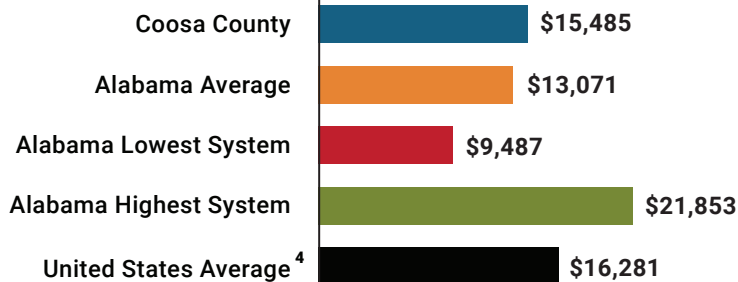
Number of Route Buses³ 24
Buses 10 yrs. old or less 100%
Students Bused 497



Full-Time Employees 139
Teachers 52
Principals/
Assistant Principals 5
Counselors 2
Librarians 2
Other Certified Employees 6
Support Personnel 72

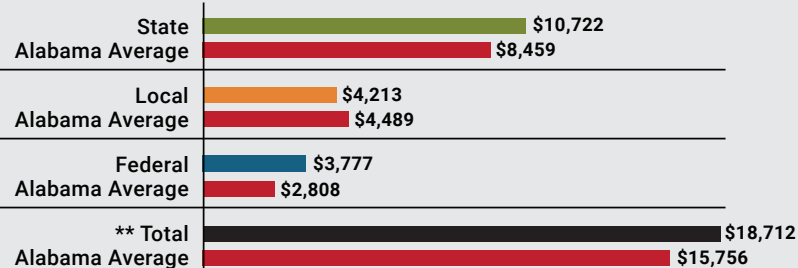
¹ Schools with enrollment, including Alternative and Career Technical Education
² Average Daily Membership (includes virtual students)
³ Data collected in 2023 and used for FY25 funding
⁴ 2023-2024 NEA Rankings of the States

Total Per-Pupil Expenditures (PPE)



Per-Pupil Revenue Sources

Coosa County Revenue Sources



**Total Revenue Among 139 School Systems



10
STATE
RANK

47
LOCAL
RANK

37
FEDERAL
RANK

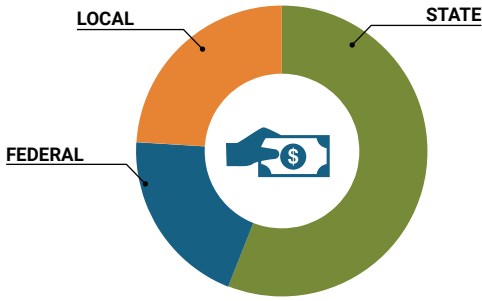
OVERALL SYSTEM RANK 21

LEAs with a substantial increase in reported ADM may show lower rankings since additional revenues reflecting those increases are not received until the following fiscal year. LEAs with a statewide virtual program may also be ranked lower overall due to state revenues received for increased ADM as compared to their local and federal revenue sources.

* THIS REPORT INCLUDES FISCAL YEAR 2023 DATA


School System Revenue

How was your school system funded?¹



\$8,513,415	STATE	56%
\$2,998,802	FEDERAL	20%
\$3,709,020	LOCAL	24%
— \$1,852,870	Local 10-Mill Match	
\$1,856,150	AVAILABLE LOCAL REVENUE	

VALUE OF 1-MILL For Your School System

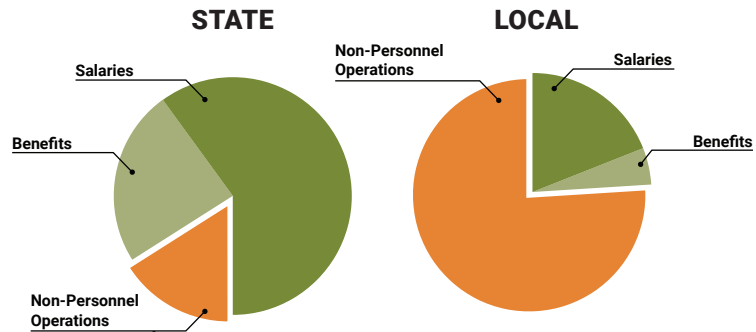


School System Spending

How did your school system spend state & local dollars?¹

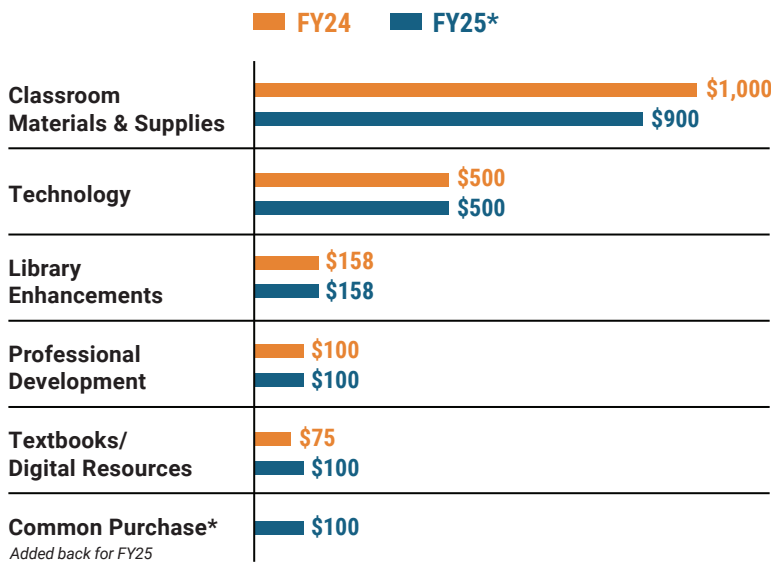
	STATE SPENDING ^{2,3}	LOCAL SPENDING ²
Salaries	\$5,009,984	\$177,789
Benefits	\$2,000,185	\$45,604
Non-Personnel Operations	\$1,397,718	\$707,556
TOTAL	\$8,407,887	\$930,950

¹ Revenues and expenditures may contain nominal variances due to rounding
² Does not include debt service or capital outlay
³ Includes 10-mill match
⁴ Such as utilities, operations & maintenance, etc.

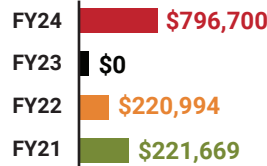


Only 17% of state funding is available for non-personnel expenditures⁴

Instructional Support



Educational Advancement & Technology Fund⁵



⁵ These one-time supplemental funds may be used for repairs and deferred maintenance, capital outlay, classroom instructional supplies, insurance for facilities, transportation, technology and school safety. For FY23, there was no EAT allocation for school systems.

System Debt

TOTAL DEBT⁶	DEBT PER STUDENT
\$2,147,348	\$2,704

⁶ The debt totals in system audit reports may differ due to audit adjustments.



ALABAMA ASSOCIATION OF SCHOOL BOARDS

Sally Smith, J.D.
Executive Director

Tracey A. Meyer
Governmental Relations Coordinator

43 South Jackson Street
Montgomery, Alabama 36104

1-800-562-0601 | AlabamaSchoolBoards.org

@AlaSchoolBoards Facebook.com/AlabamaSchoolBoards