



WINFIELD CITY

SCHOOL SYSTEM SNAPSHOT: 2025 EDITION*

P.O. Box 70 | Winfield, AL 35594 | (205) 487-4255


Superintendent

Randy Thomley






Board Members

James Garner, Tommy Bowen, Chris Carothers, Dr. Chad May, Dana Peoples

 **\$1,152,615**
Cost of One Month's
Operation/General Fund

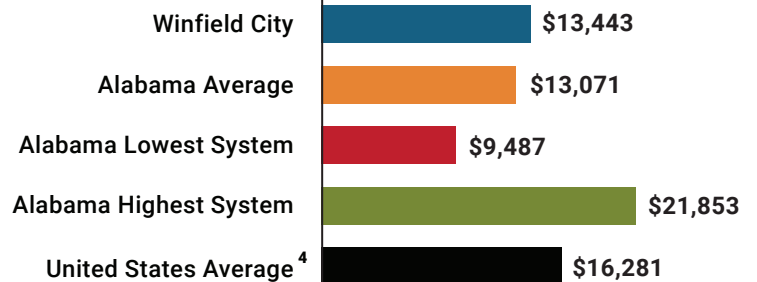
 **5.50**
Number of Months
Reserve Balance

By the Numbers

	Schools ¹	3
	Students/ADM ²	1,194
	Free & Reduced Lunch.....	58%
	Community Eligibility Program.....	53%
	Number of Route Buses ³	9
	Buses 10 yrs. old or less.....	100%
	Students Bused.....	473
	Full-Time Employees.....	162
	Teachers.....	84
	Principals/ Assistant Principals.....	4
	Counselors.....	4
	Librarians.....	3
	Other Certified Employees.....	4
	Support Personnel.....	63

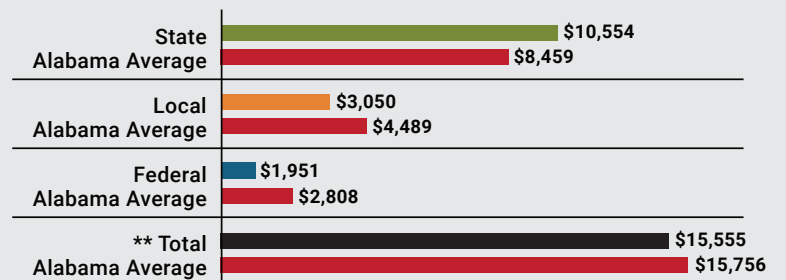
¹ Schools with enrollment, including Alternative and Career Technical Education
² Average Daily Membership (includes virtual students)
³ Data collected in 2023 and used for FY25 funding
⁴ 2023-2024 NEA Rankings of the States

Total Per-Pupil Expenditures (PPE)



Per-Pupil Revenue Sources

Winfield City Revenue Sources



**Total Revenue Among 139 School Systems



11
STATE
RANK

87
LOCAL
RANK

113
FEDERAL
RANK

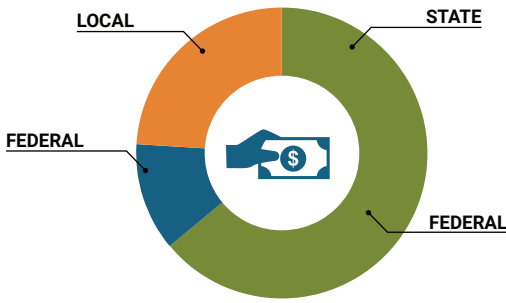
OVERALL SYSTEM RANK 72

LEAs with a substantial increase in reported ADM may show lower rankings since additional revenues reflecting those increases are not received until the following fiscal year. LEAs with a statewide virtual program may also be ranked lower overall due to state revenues received for increased ADM as compared to their local and federal revenue sources.

* THIS REPORT INCLUDES FISCAL YEAR 2023 DATA

School System Revenue

How was your school system funded?¹



\$12,601,067	STATE	64%
\$2,329,475	FEDERAL	12%
\$4,682,263	LOCAL	24%
\$466,470	Local 10-Mill Match	
\$4,215,793	AVAILABLE LOCAL REVENUE	

VALUE OF 1-MILL For Your School System

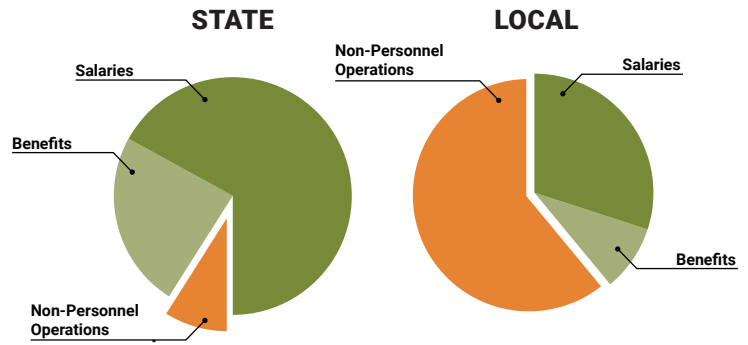
\$46,647

School System Spending

How did your school system spend state & local dollars?¹

	STATE SPENDING ^{2,3}	LOCAL SPENDING ²
Salaries	\$6,664,300	\$1,219,932
Benefits	\$2,441,355	\$368,576
Non-Personnel Operations	\$894,160	\$2,470,498
TOTAL	\$9,999,815	\$4,059,006

¹ Revenues and expenditures may contain nominal variances due to rounding
² Does not include debt service or capital outlay
³ Includes 10-mill match
⁴ Such as utilities, operations & maintenance, etc.

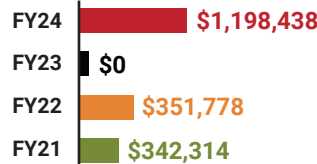


Only 9% of state funding is available for non-personnel expenditures⁴

Instructional Support



Educational Advancement & Technology Fund⁵



⁵ These one-time supplemental funds may be used for repairs and deferred maintenance, capital outlay, classroom instructional supplies, insurance for facilities, transportation, technology and school safety. For FY23, there was no EAT allocation for school systems.

System Debt

TOTAL DEBT⁶	DEBT PER STUDENT
\$1,970,898	\$1,651

⁶ The debt totals in system audit reports may differ due to audit adjustments.



ALABAMA ASSOCIATION OF SCHOOL BOARDS

Sally Smith, J.D.
Executive Director

Tracey A. Meyer
Governmental Relations Coordinator

43 South Jackson Street
Montgomery, Alabama 36104

1-800-562-0601 | AlabamaSchoolBoards.org

@AlaSchoolBoards Facebook.com/AlabamaSchoolBoards