



TARRANT CITY

SCHOOL SYSTEM SNAPSHOT: 2025 EDITION*

1318 Alabama Street | Tarrant, AL 35217 | (205) 849-3700

Superintendent

Dr. Sherlene McDonald

Board Members

Sheaka Collins, Jesus Mendez, Chrystal Abernathy, Allen Bailey, Laura Horton



\$1,142,929

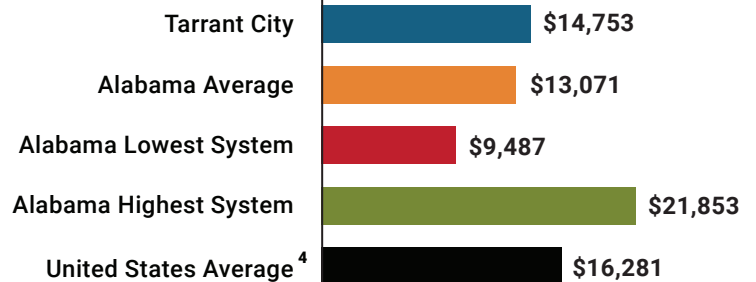
Cost of One Month's
Operation/General Fund



2.51

Number of Months
Reserve Balance

Total Per-Pupil Expenditures (PPE)



By the Numbers



Schools¹..... 3



Students/ADM²..... 1,236



Free & Reduced Lunch..... 87%
Community Eligibility Program..... 80%



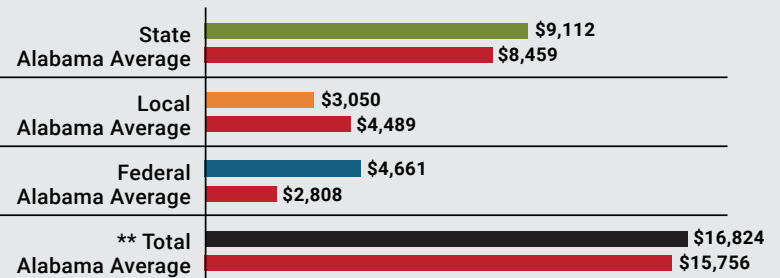
Number of Route Buses³..... 9
Buses 10 yrs. old or less..... **100%**
Students Bused..... **405**



Full-Time Employees..... 174
Teachers..... **87**
Principals/
Assistant Principals..... **9**
Counselors..... **3**
Librarians..... **3**
Other Certified Employees..... **6**
Support Personnel..... **66**

Per-Pupil Revenue Sources

Tarrant City Revenue Sources



**Total Revenue Among 139 School Systems



56
STATE
RANK

86
LOCAL
RANK

24
FEDERAL
RANK

OVERALL SYSTEM RANK 40

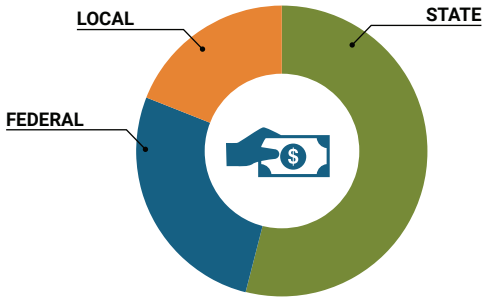
LEAs with a substantial increase in reported ADM may show lower rankings since additional revenues reflecting those increases are not received until the following fiscal year. LEAs with a statewide virtual program may also be ranked lower overall due to state revenues received for increased ADM as compared to their local and federal revenue sources.

¹ Schools with enrollment, including Alternative and Career Technical Education
² Average Daily Membership (includes virtual students)
³ Data collected in 2023 and used for FY25 funding
⁴ 2023-2024 NEA Rankings of the States

* THIS REPORT INCLUDES FISCAL YEAR 2023 DATA

School System Revenue

How was your school system funded?¹



\$11,262,576	STATE	54%
\$5,761,015	FEDERAL	27%
\$3,961,642	LOCAL	19%
\$829,180	Local 10-Mill Match	
\$3,132,462	AVAILABLE LOCAL REVENUE	

VALUE OF 1-MILL For Your School System

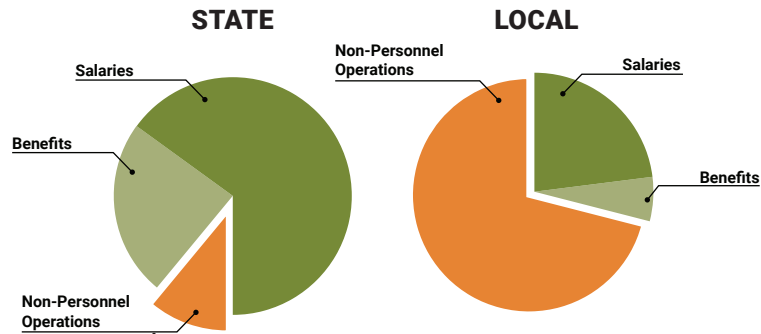
\$82,918

School System Spending

How did your school system spend state & local dollars?¹

	STATE SPENDING ^{2,3}	LOCAL SPENDING ²
Salaries	\$7,119,346	\$676,212
Benefits	\$2,586,465	\$189,132
Non-Personnel Operations	\$1,180,450	\$2,046,825
TOTAL	\$10,886,261	\$2,912,169

- ¹ Revenues and expenditures may contain nominal variances due to rounding
- ² Does not include debt service or capital outlay
- ³ Includes 10-mill match
- ⁴ Such as utilities, operations & maintenance, etc.



Only 11% of state funding is available for non-personnel expenditures⁴

Instructional Support



Educational Advancement & Technology Fund⁵

FY24	\$124,348
FY23	\$0
FY22	\$335,237
FY21	\$352,523

⁵ These one-time supplemental funds may be used for repairs and deferred maintenance, capital outlay, classroom instructional supplies, insurance for facilities, transportation, technology and school safety. For FY23, there was no EAT allocation for school systems.

System Debt

TOTAL DEBT⁶	DEBT PER STUDENT
\$6,361,766	\$5,147

⁶ The debt totals in system audit reports may differ due to audit adjustments.



ALABAMA
ASSOCIATION OF
SCHOOL BOARDS

Sally Smith, J.D.
Executive Director

Tracey A. Meyer
Governmental Relations Coordinator

43 South Jackson Street
Montgomery, Alabama 36104

1-800-562-0601 | AlabamaSchoolBoards.org

@AlaSchoolBoards Facebook.com/AlabamaSchoolBoards