



SHEFFIELD CITY

SCHOOL SYSTEM SNAPSHOT: 2025 EDITION*

300 W. Sixth Street | Sheffield, AL 35660 | (256) 383-0400

Superintendent

Dr. Carlos Nelson

Board Members

Byron Leigh, William Trimble, Christy Casiday, Phyllis Meade, Titian Wright Scales



\$931,804

Cost of One Month's
Operation/General Fund



4.62

Number of Months
Reserve Balance

By the Numbers



Schools¹ 4



Students/ADM² 979



Free & Reduced Lunch 80%
Community Eligibility Program 83%



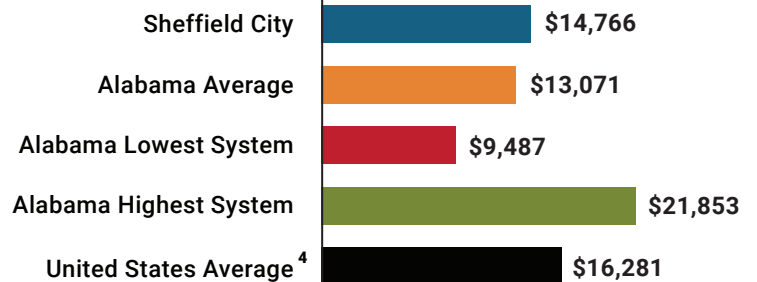
Number of Route Buses³ 2
Buses 10 yrs. old or less 100%
Students Bused 33



Full-Time Employees 150
Teachers 84
Principals/
Assistant Principals 6
Counselors 4
Librarians 3
Other Certified Employees 2
Support Personnel 51

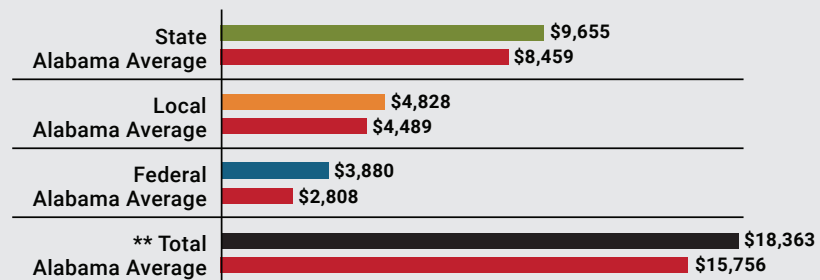
¹ Schools with enrollment, including Alternative and Career Technical Education
² Average Daily Membership (includes virtual students)
³ Data collected in 2023 and used for FY25 funding
⁴ 2023-2024 NEA Rankings of the States

Total Per-Pupil Expenditures (PPE)



Per-Pupil Revenue Sources

Sheffield City Revenue Sources



**Total Revenue Among 139 School Systems



31
STATE
RANK

37
LOCAL
RANK

33
FEDERAL
RANK

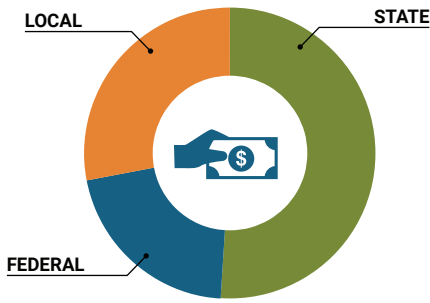
OVERALL SYSTEM RANK 23

LEAs with a substantial increase in reported ADM may show lower rankings since additional revenues reflecting those increases are not received until the following fiscal year. LEAs with a statewide virtual program may also be ranked lower overall due to state revenues received for increased ADM as compared to their local and federal revenue sources.

* THIS REPORT INCLUDES FISCAL YEAR 2023 DATA

School System Revenue

How was your school system funded?¹



\$9,451,929	STATE	51%
\$3,798,843	FEDERAL	21%
\$5,119,057	LOCAL	28%
<u>\$600,250</u>	Local 10-Mill Match	
\$4,518,807	AVAILABLE LOCAL REVENUE	

VALUE OF 1-MILL For Your School System

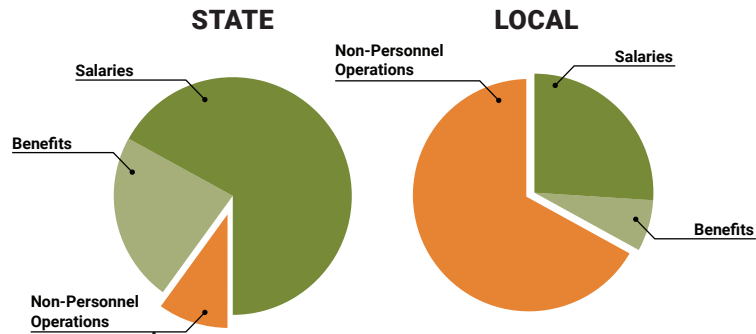
\$60,025

School System Spending

How did your school system spend state & local dollars?¹

	STATE SPENDING ^{2,3}	LOCAL SPENDING ²
Salaries	\$5,632,938	\$776,677
Benefits	\$1,979,681	\$208,764
Non-Personnel Operations	\$854,614	\$2,013,158
TOTAL	\$8,467,234	\$2,998,598

¹ Revenues and expenditures may contain nominal variances due to rounding
² Does not include debt service or capital outlay
³ Includes 10-mill match
⁴ Such as utilities, operations & maintenance, etc.

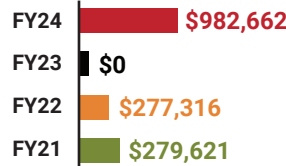


Only 10% of state funding is available for non-personnel expenditures⁴

Instructional Support



Educational Advancement & Technology Fund⁵



⁵ These one-time supplemental funds may be used for repairs and deferred maintenance, capital outlay, classroom instructional supplies, insurance for facilities, transportation, technology and school safety. For FY23, there was no EAT allocation for school systems.

System Debt

TOTAL DEBT⁶	DEBT PER STUDENT
\$3,266,601	\$3,337

⁶ The debt totals in system audit reports may differ due to audit adjustments.



ALABAMA ASSOCIATION OF SCHOOL BOARDS

Sally Smith, J.D.
Executive Director

Tracey A. Meyer
Governmental Relations Coordinator

43 South Jackson Street
Montgomery, Alabama 36104

1-800-562-0601 | AlabamaSchoolBoards.org

@AlaSchoolBoards Facebook.com/AlabamaSchoolBoards