



SELMA CITY

SCHOOL SYSTEM SNAPSHOT: 2025 EDITION*

P.O. Box 350 | Selma, AL 36702 | (334) 874-1600

Superintendent

Darryl Aikerson (Interim)

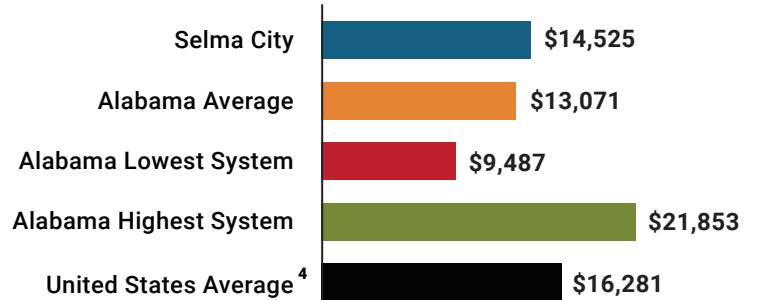
Board Members

Johnny Moss, Danielle Wooten, Phyllis Houser, Dr. Tanya Miles, Brenda Obomanu

\$2,112,043
Cost of One Month's
Operation/General Fund

3.16
Number of Months
Reserve Balance

Total Per-Pupil Expenditures (PPE)

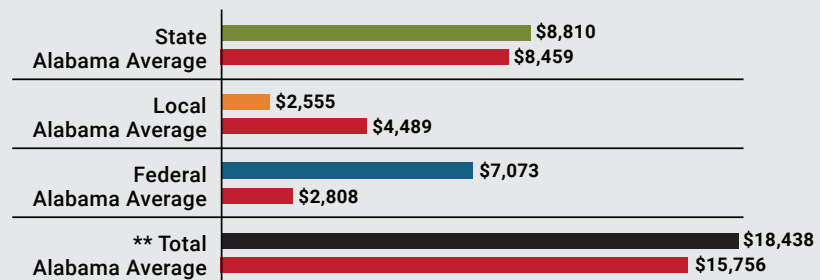


By the Numbers

	Schools ¹	10
	Students/ADM ²	2,477
	Free & Reduced Lunch.....	91%
	Community Eligibility Program.....	93%
	Number of Route Buses ³	7
	Buses 10 yrs. old or less.....	100%
	Students Bused.....	397
	Full-Time Employees.....	380
	Teachers.....	175
	Principals/ Assistant Principals.....	13
	Counselors.....	10
	Librarians.....	8
	Other Certified Employees.....	26
	Support Personnel.....	148

Per-Pupil Revenue Sources

Selma City Revenue Sources



**Total Revenue Among 139 School Systems



72
STATE
RANK

112
LOCAL
RANK

9
FEDERAL
RANK

OVERALL SYSTEM RANK 22

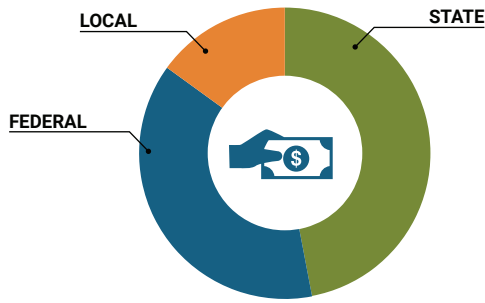
LEAs with a substantial increase in reported ADM may show lower rankings since additional revenues reflecting those increases are not received until the following fiscal year. LEAs with a statewide virtual program may also be ranked lower overall due to state revenues received for increased ADM as compared to their local and federal revenue sources.

¹ Schools with enrollment, including Alternative and Career Technical Education
² Average Daily Membership (includes virtual students)
³ Data collected in 2023 and used for FY25 funding
⁴ 2023-2024 NEA Rankings of the States

* THIS REPORT INCLUDES FISCAL YEAR 2023 DATA

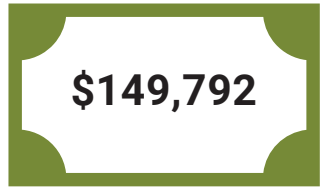
School System Revenue

How was your school system funded?¹



\$21,821,444	STATE	47%
\$17,519,924	FEDERAL	38%
\$7,128,096	LOCAL	15%
— \$1,497,920	Local 10-Mill Match	
\$5,630,176	AVAILABLE LOCAL REVENUE	

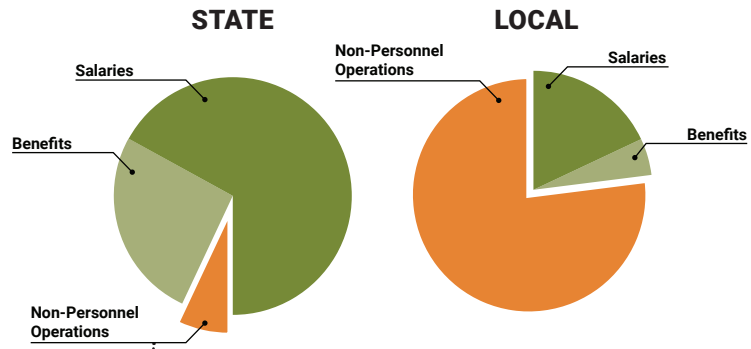
VALUE OF 1-MILL For Your School System



School System Spending

How did your school system spend state & local dollars?¹

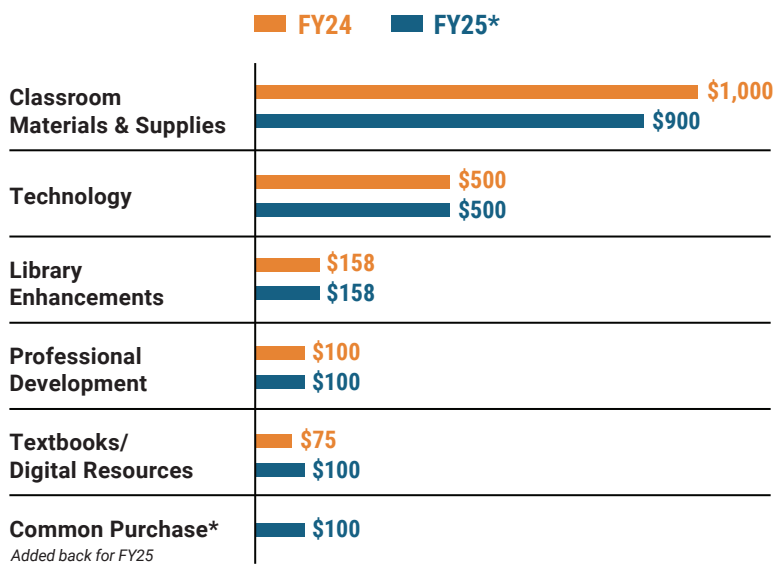
	STATE SPENDING ^{2,3}	LOCAL SPENDING ²
Salaries	\$12,617,913	\$871,229
Benefits	\$4,833,062	\$257,914
Non-Personnel Operations	\$1,444,906	\$3,702,562
TOTAL	\$18,895,881	\$4,831,705



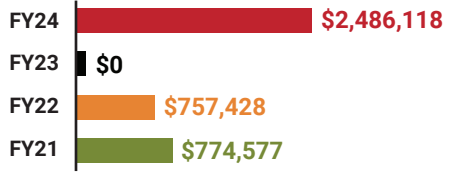
Only 8% of state funding is available for non-personnel expenditures⁴

¹ Revenues and expenditures may contain nominal variances due to rounding
² Does not include debt service or capital outlay
³ Includes 10-mill match
⁴ Such as utilities, operations & maintenance, etc.

Instructional Support



Educational Advancement & Technology Fund⁵



⁵ These one-time supplemental funds may be used for repairs and deferred maintenance, capital outlay, classroom instructional supplies, insurance for facilities, transportation, technology and school safety. For FY23, there was no EAT allocation for school systems.

System Debt

TOTAL DEBT⁶	DEBT PER STUDENT
\$28,215,683	\$11,391

⁶ The debt totals in system audit reports may differ due to audit adjustments.



Sally Smith, J.D.
Executive Director

Tracey A. Meyer
Governmental Relations Coordinator

43 South Jackson Street
Montgomery, Alabama 36104

1-800-562-0601 | AlabamaSchoolBoards.org
 @AlaSchoolBoards Facebook.com/AlabamaSchoolBoards