



SARALAND CITY

SCHOOL SYSTEM SNAPSHOT: 2025 EDITION*

4010 Lil' Spartan Drive | Saraland, AL 36571 | (251) 375-5426

Superintendent

Dr. Brent Harrison

Board Members

Jacqueline Jerkins, Dr. Lonnie Burnett, Kris Nelson, Josephine Rodgers, Rev. Gary Shockley



\$2,851,915

Cost of One Month's Operation/General Fund



2.79

Number of Months Reserve Balance

By the Numbers



Schools¹ 4



Students/ADM² 3,300



Free & Reduced Lunch 50%
Community Eligibility Program 41%



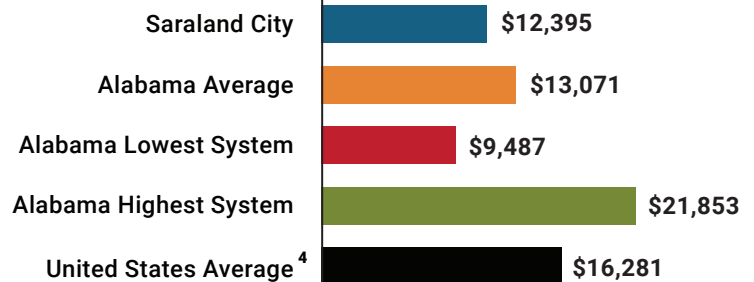
Number of Route Buses³ 32
 Buses 10 yrs. old or less **84%**
 Students Bused **1,908**



Full-Time Employees 362
 Teachers **193**
 Principals/Assistant Principals **9**
 Counselors **7**
 Librarians **4**
 Other Certified Employees **13**
 Support Personnel **136**

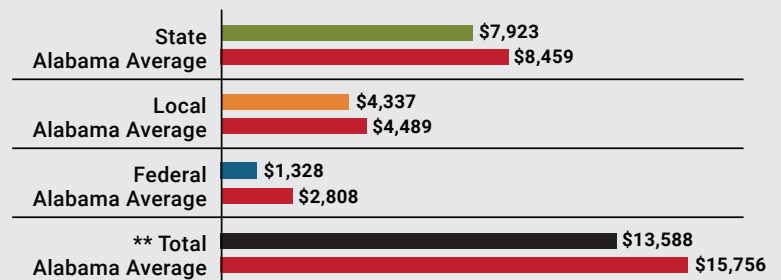
¹ Schools with enrollment, including Alternative and Career Technical Education
² Average Daily Membership (includes virtual students)
³ Data collected in 2023 and used for FY25 funding
⁴ 2023-2024 NEA Rankings of the States

Total Per-Pupil Expenditures (PPE)



Per-Pupil Revenue Sources

Saraland City Revenue Sources



**Total Revenue Among 139 School Systems



121
STATE RANK

43
LOCAL RANK

126
FEDERAL RANK

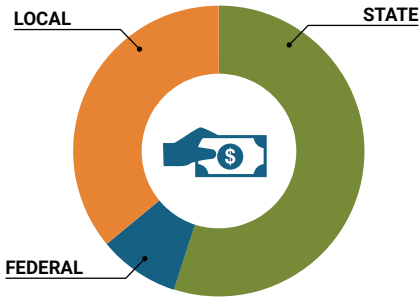
OVERALL SYSTEM RANK 126

LEAs with a substantial increase in reported ADM may show lower rankings since additional revenues reflecting those increases are not received until the following fiscal year. LEAs with a statewide virtual program may also be ranked lower overall due to state revenues received for increased ADM as compared to their local and federal revenue sources.

* THIS REPORT INCLUDES FISCAL YEAR 2023 DATA

School System Revenue

How was your school system funded?¹



\$26,146,334	STATE	55%
\$4,382,052	FEDERAL	9%
\$17,217,969	LOCAL	36%
— \$1,736,370	Local 10-Mill Match	
\$15,481,599	AVAILABLE LOCAL REVENUE	

VALUE OF 1-MILL For Your School System

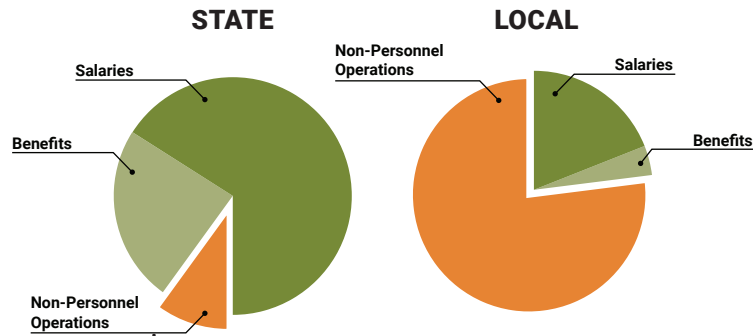


School System Spending

How did your school system spend state & local dollars?¹

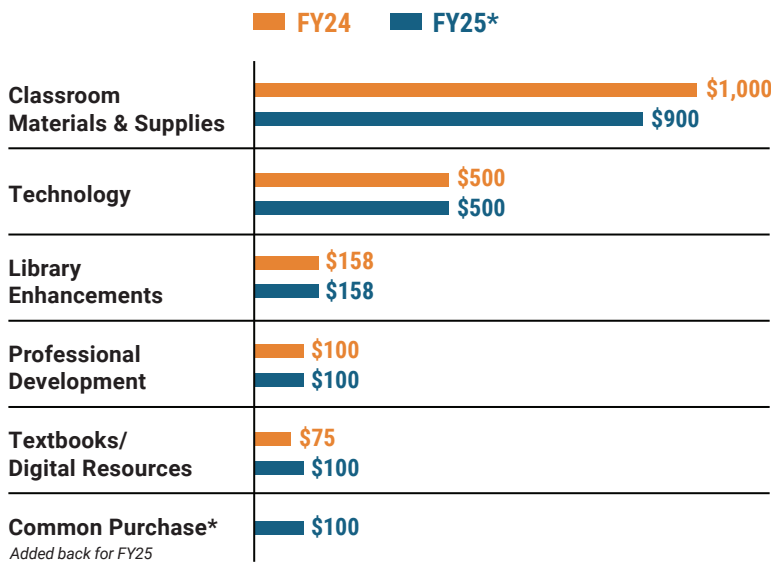
	STATE SPENDING ^{2,3}	LOCAL SPENDING ²
Salaries	\$16,363,621	\$2,215,303
Benefits	\$5,966,831	\$483,177
Non-Personnel Operations	\$2,280,248	\$9,066,372
TOTAL	\$24,610,699	\$11,764,852

¹ Revenues and expenditures may contain nominal variances due to rounding
² Does not include debt service or capital outlay
³ Includes 10-mill match
⁴ Such as utilities, operations & maintenance, etc.




Only 9% of state funding is available for non-personnel expenditures⁴

Instructional Support



Educational Advancement & Technology Fund⁵



⁵ These one-time supplemental funds may be used for repairs and deferred maintenance, capital outlay, classroom instructional supplies, insurance for facilities, transportation, technology and school safety. For FY23, there was no EAT allocation for school systems.

System Debt

TOTAL DEBT⁶	DEBT PER STUDENT
\$91,250,000	\$27,652

⁶ The debt totals in system audit reports may differ due to audit adjustments.



ALABAMA ASSOCIATION OF SCHOOL BOARDS

Sally Smith, J.D.
Executive Director

Tracey A. Meyer
Governmental Relations Coordinator

43 South Jackson Street
Montgomery, Alabama 36104

1-800-562-0601 | AlabamaSchoolBoards.org

@AlaSchoolBoards Facebook.com/AlabamaSchoolBoards