



PIKE ROAD CITY

SCHOOL SYSTEM SNAPSHOT: 2025 EDITION*

P.O. Box 640064 | Pike Road, AL 36064 | (334) 420-5301


Superintendent

Dr. Keith Lankford






Board Members

Jarrold Williams, Ethan Tayor, Jennifer Gibbs, Jan Johnson, Torre Smith

 **\$2,213,720**
Cost of One Month's
Operation/General Fund

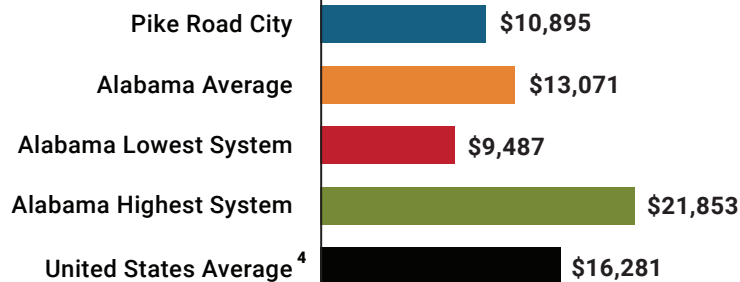
 **2.78**
Number of Months
Reserve Balance

By the Numbers

	Schools ¹	4
	Students/ADM ²	2,676
	Free & Reduced Lunch.....	24%
	Community Eligibility Program.....	27%
	Number of Route Buses ³	37
	Buses 10 yrs. old or less.....	100%
	Students Bused.....	1,869
	Full-Time Employees.....	317
	Teachers.....	174
	Principals/ Assistant Principals.....	10
	Counselors.....	5
	Librarians.....	3
	Other Certified Employees.....	9
	Support Personnel.....	116

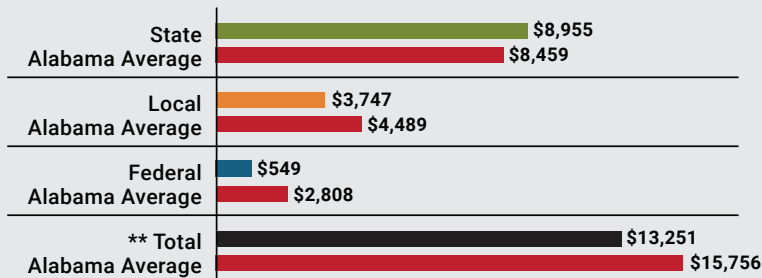
¹ Schools with enrollment, including Alternative and Career Technical Education
² Average Daily Membership (includes virtual students)
³ Data collected in 2023 and used for FY25 funding
⁴ 2023-2024 NEA Rankings of the States

Total Per-Pupil Expenditures (PPE)



Per-Pupil Revenue Sources

Pike Road City Revenue Sources



**Total Revenue Among 139 School Systems



65
STATE
RANK

58
LOCAL
RANK

138
FEDERAL
RANK

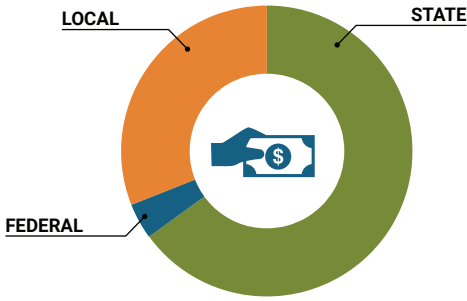
OVERALL SYSTEM RANK 132

LEAs with a substantial increase in reported ADM may show lower rankings since additional revenues reflecting those increases are not received until the following fiscal year. LEAs with a statewide virtual program may also be ranked lower overall due to state revenues received for increased ADM as compared to their local and federal revenue sources.

* THIS REPORT INCLUDES FISCAL YEAR 2023 DATA

School System Revenue

How was your school system funded?¹



\$23,963,804	STATE	65%
\$1,468,737	FEDERAL	4%
\$11,509,505	LOCAL	31%
— \$1,790,160	Local 10-Mill Match	
\$9,719,345	AVAILABLE LOCAL REVENUE	

VALUE OF 1-MILL For Your School System

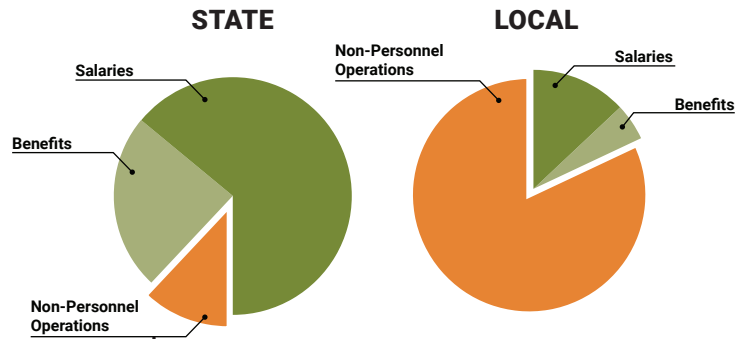
\$179,016

School System Spending

How did your school system spend state & local dollars?¹

	STATE SPENDING ^{2,3}	LOCAL SPENDING ²
Salaries	\$14,456,784	\$806,497
Benefits	\$5,405,366	\$310,991
Non-Personnel Operations	\$2,680,410	\$5,169,026
TOTAL	\$22,542,559	\$6,286,515

- ¹ Revenues and expenditures may contain nominal variances due to rounding
- ² Does not include debt service or capital outlay
- ³ Includes 10-mill match
- ⁴ Such as utilities, operations & maintenance, etc.

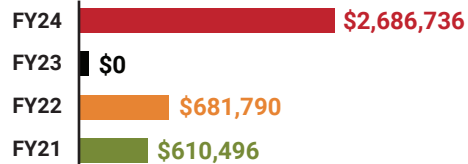


Only 12% of state funding is available for non-personnel expenditures⁴

Instructional Support



Educational Advancement & Technology Fund⁵



⁵ These one-time supplemental funds may be used for repairs and deferred maintenance, capital outlay, classroom instructional supplies, insurance for facilities, transportation, technology and school safety. For FY23, there was no EAT allocation for school systems.

System Debt

TOTAL DEBT⁶	DEBT PER STUDENT
\$152,033,031	\$56,814

⁶ The debt totals in system audit reports may differ due to audit adjustments.



ALABAMA
ASSOCIATION OF
SCHOOL BOARDS

Sally Smith, J.D.
Executive Director

Tracey A. Meyer
Governmental Relations Coordinator

43 South Jackson Street
Montgomery, Alabama 36104

1-800-562-0601 | AlabamaSchoolBoards.org

@AlaSchoolBoards Facebook.com/AlabamaSchoolBoards