



MIDFIELD CITY

SCHOOL SYSTEM SNAPSHOT: 2025 EDITION*

417 Parkwood Street | Midfield, AL 35228 | (205) 923-2262

Superintendent

Dr. Shun Williams

Board Members

Larry Merriweather, Felecia Minor, Regina Pickens, Willie Watson, Nathan Williams



\$944,846

Cost of One Month's
Operation/General Fund



1.41

Number of Months
Reserve Balance

By the Numbers



Schools¹ 4



Students/ADM² 999



Free & Reduced Lunch 88%
Community Eligibility Program 90%



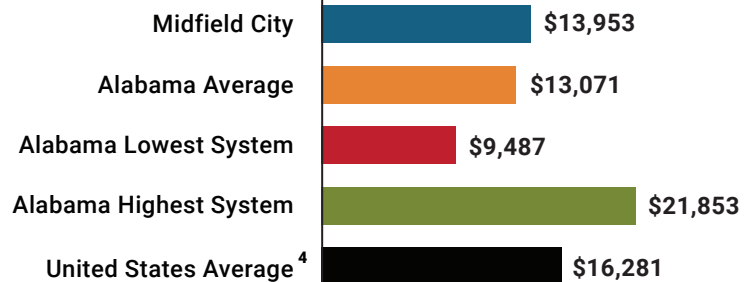
Number of Route Buses³ 8
Buses 10 yrs. old or less 100%
Students Bused 359



Full-Time Employees 139
Teachers 77
Principals/
Assistant Principals 5
Counselors 3
Librarians 1
Other Certified Employees 6
Support Personnel 47

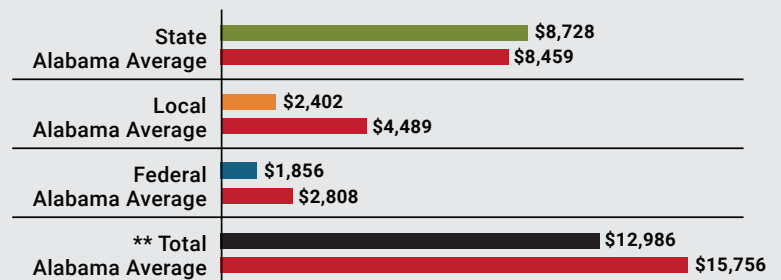
¹ Schools with enrollment, including Alternative and Career Technical Education
² Average Daily Membership (includes virtual students)
³ Data collected in 2023 and used for FY25 funding
⁴ 2023-2024 NEA Rankings of the States

Total Per-Pupil Expenditures (PPE)



Per-Pupil Revenue Sources

Midfield City Revenue Sources



**Total Revenue Among 139 School Systems



78
STATE
RANK

120
LOCAL
RANK

116
FEDERAL
RANK

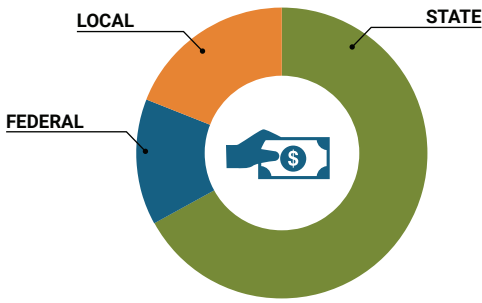
OVERALL SYSTEM RANK 134

LEAs with a substantial increase in reported ADM may show lower rankings since additional revenues reflecting those increases are not received until the following fiscal year. LEAs with a statewide virtual program may also be ranked lower overall due to state revenues received for increased ADM as compared to their local and federal revenue sources.

* THIS REPORT INCLUDES FISCAL YEAR 2023 DATA

School System Revenue

How was your school system funded?¹



\$8,719,728	STATE	67%
\$1,853,681	FEDERAL	14%
\$2,457,651	LOCAL	19%
\$296,650	Local 10-Mill Match	
\$2,161,001	AVAILABLE LOCAL REVENUE	

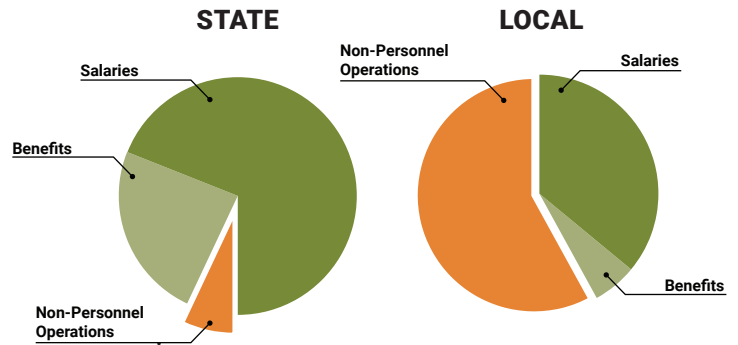
VALUE OF 1-MILL
For Your School System

\$29,665

School System Spending

How did your school system spend state & local dollars?¹

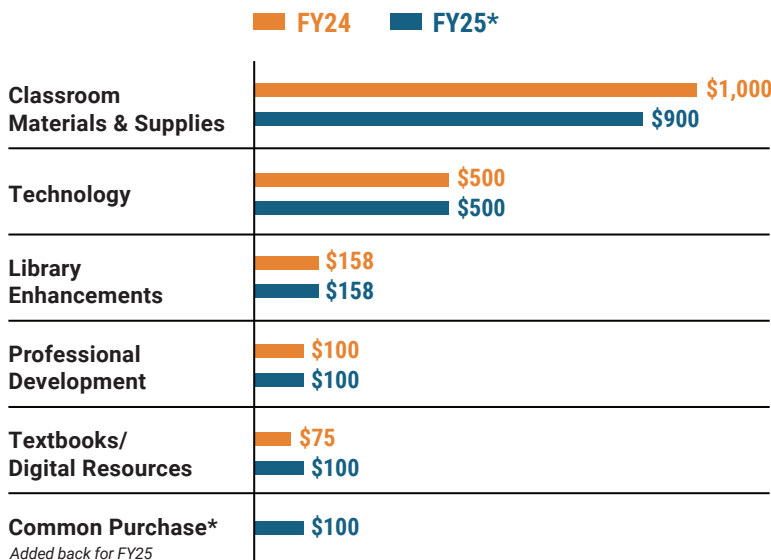
	STATE SPENDING ^{2,3}	LOCAL SPENDING ²
Salaries	\$40,176,076	\$5,276,462
Benefits	\$14,109,571	\$938,904
Non-Personnel Operations	\$4,264,884	\$8,354,549
TOTAL	\$58,550,531	\$14,569,915



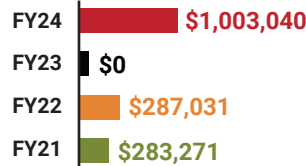
Only 7% of state funding is available for non-personnel expenditures⁴

¹ Revenues and expenditures may contain nominal variances due to rounding
² Does not include debt service or capital outlay
³ Includes 10-mill match
⁴ Such as utilities, operations & maintenance, etc.

Instructional Support



Educational Advancement & Technology Fund⁵



⁵ These one-time supplemental funds may be used for repairs and deferred maintenance, capital outlay, classroom instructional supplies, insurance for facilities, transportation, technology and school safety. For FY23, there was no EAT allocation for school systems.

System Debt

TOTAL DEBT⁶	DEBT PER STUDENT
\$2,498,296	\$2,501

⁶ The debt totals in system audit reports may differ due to audit adjustments.



ALABAMA
ASSOCIATION OF
SCHOOL BOARDS

Sally Smith, J.D.
Executive Director

Tracey A. Meyer
Governmental Relations Coordinator

43 South Jackson Street
Montgomery, Alabama 36104

1-800-562-0601 | AlabamaSchoolBoards.org

@AlaSchoolBoards Facebook.com/AlabamaSchoolBoards